

HILLSDALE REIMAGINED

Project Address

358 East Sailer Drive, San Mateo, CA 94403

Applicant / Owner:

HSC Property Owner LLC
60 E 31st Avenue, San Mateo, CA 94403

David D. Bohannon II
david.bohannon@ddbo.com
650-358-3220

Andrew Turco
aturco@srgnc.com
650-377-5808



Prepared By



Issued Information
SB - 330 Preliminary Application

NOT FOR CONSTRUCTION

| No. | Description | Date |
|-----|------------------|------------|
| 1 | SB-330 SUBMITTAL | 01/24/2025 |

Project No: 23.04025.04
Sheet Title:

PROJECT INFORMATION

Sheet Index

- G1.01 PROJECT INFORMATION
- G1.02 EXISTING SITE PLAN AND CONDITIONS
- G1.03 PROPERTY DESCRIPTION AND SITE NOTES
- G1.04 VISION
- G1.05 SITE CONTEXT AND SURROUNDING PROGRAM
- G1.06 PROPOSED PROGRAM CONCEPT
- G1.07 SITE URBAN DESIGN MOVES
- G1.08 PEDESTRIAN AND BIKE CIRCULATION NETWORKS
- G1.09 ILLUSTRATIVE SITE PLAN
- G1.10 HILLSDALE REIMAGINED: BIRDS-EYE VIEW
- G1.11 HILLSDALE REIMAGINED: 31ST AVE SHOPPING AND DINING ENTRY VIEW
- G1.12 HILLSDALE REIMAGINED: HILLSDALE CENTER VIEW
- G1.13 HILLSDALE REIMAGINED: HILLSDALE SQUARE VIEW
- G1.14 HILLSDALE REIMAGINED: EDISON GREENWAY VIEW
- G1.15 COLOR AND MATERIALS
- G1.16 EXTERIOR ELEVATIONS - E1
- G1.17 EXTERIOR ELEVATIONS - E2
- G1.18 EXTERIOR ELEVATIONS - E3
- G1.19 EXTERIOR ELEVATIONS - S1
- G1.20 EXTERIOR ELEVATIONS - S2
- G1.21 EXTERIOR ELEVATIONS - C5
- G1.22 EXTERIOR ELEVATIONS - C1, C2
- G1.23 EXTERIOR ELEVATIONS - C3
- G1.24 EXTERIOR ELEVATIONS - C4
- G1.25 EXTERIOR ELEVATIONS - W2
- G1.26 EXTERIOR ELEVATIONS - W3
- G1.27 EXTERIOR ELEVATIONS - S3
- G1.28 EXTERIOR ELEVATIONS - S4
- G1.29 EXTERIOR ELEVATIONS - W1.1, W1.2, W1.3
- G1.30 EXTERIOR ELEVATIONS - W1.4, W1.5

Project Square Footage (Calculated per San Mateo Municipal Code Floor Area)

| | Non-Residential GSF (includes above grade covered parking) | Residential GSF (includes above grade covered parking) | Total Residential Units |
|---|---|---|-------------------------|
| EXISTING | 1,490,331 | 0 | 0 |
| PROPOSED | 2,059,000 | 1,905,000 | 1,392 |
| NET NEW | 568,669 | 1,905,000 | 1,392 |
| Net New Residential vs. Non-Residential % | 23% | 77% | |

Project Square Footage of Construction (Calculated per SB330's California Building Standards Code)

| | Non-Residential GSF (includes above grade covered parking and underground parking) | Residential GSF (includes above grade covered parking and underground parking) | Total Residential Units |
|---|---|---|-------------------------|
| EXISTING | 1,848,331 | 0 | 0 |
| PROPOSED | 3,246,000 | 2,176,000 | 1,392 |
| NET NEW | 1,397,669 | 2,176,000 | 1,392 |
| Net New Residential vs. Non-Residential % | 39% | 61% | |

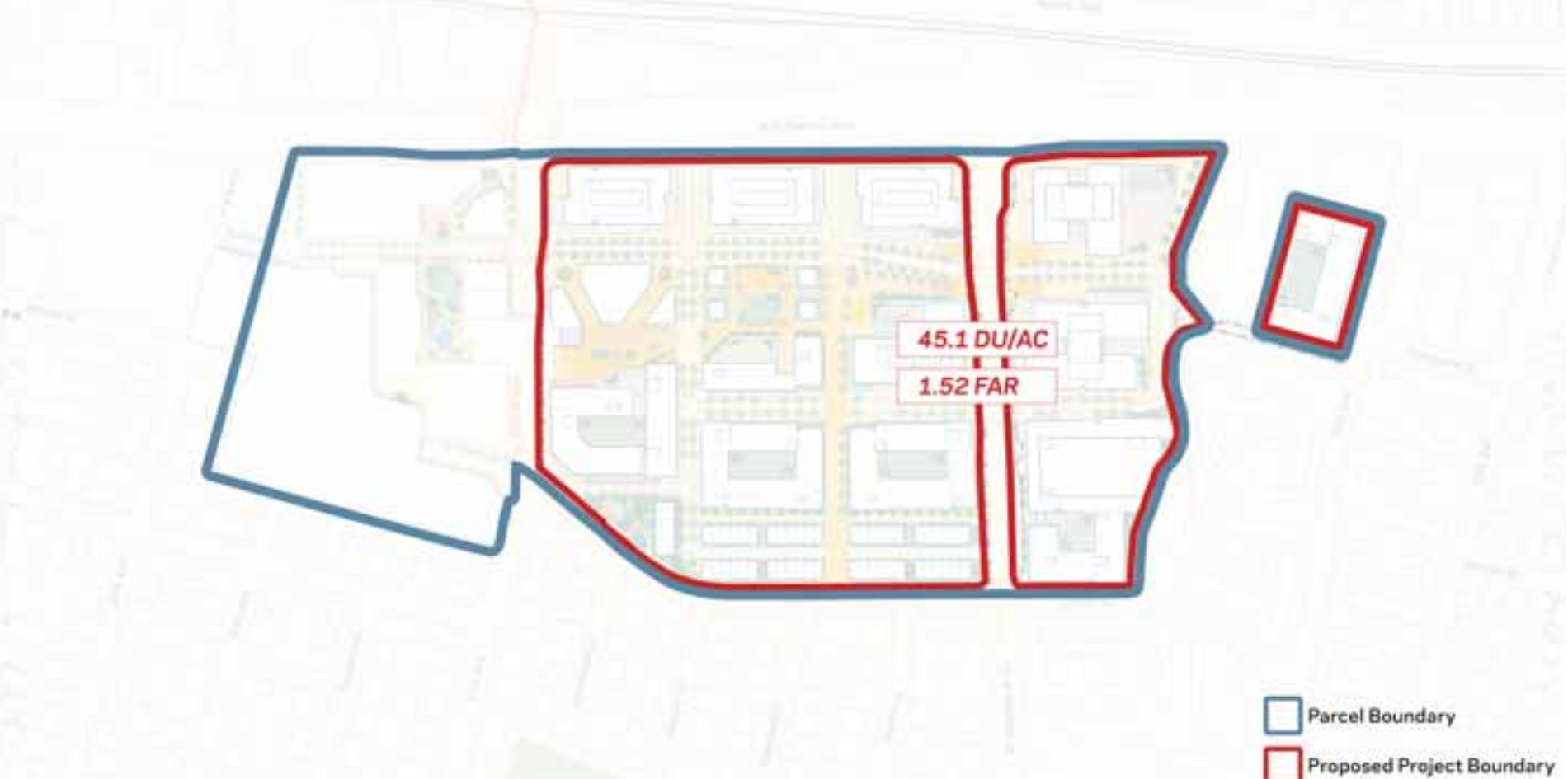
Gross square footages include below grade parking, which are not required to be included in calculations per San Mateo Municipal Code.

Affordable Housing **Total Parking Stalls**

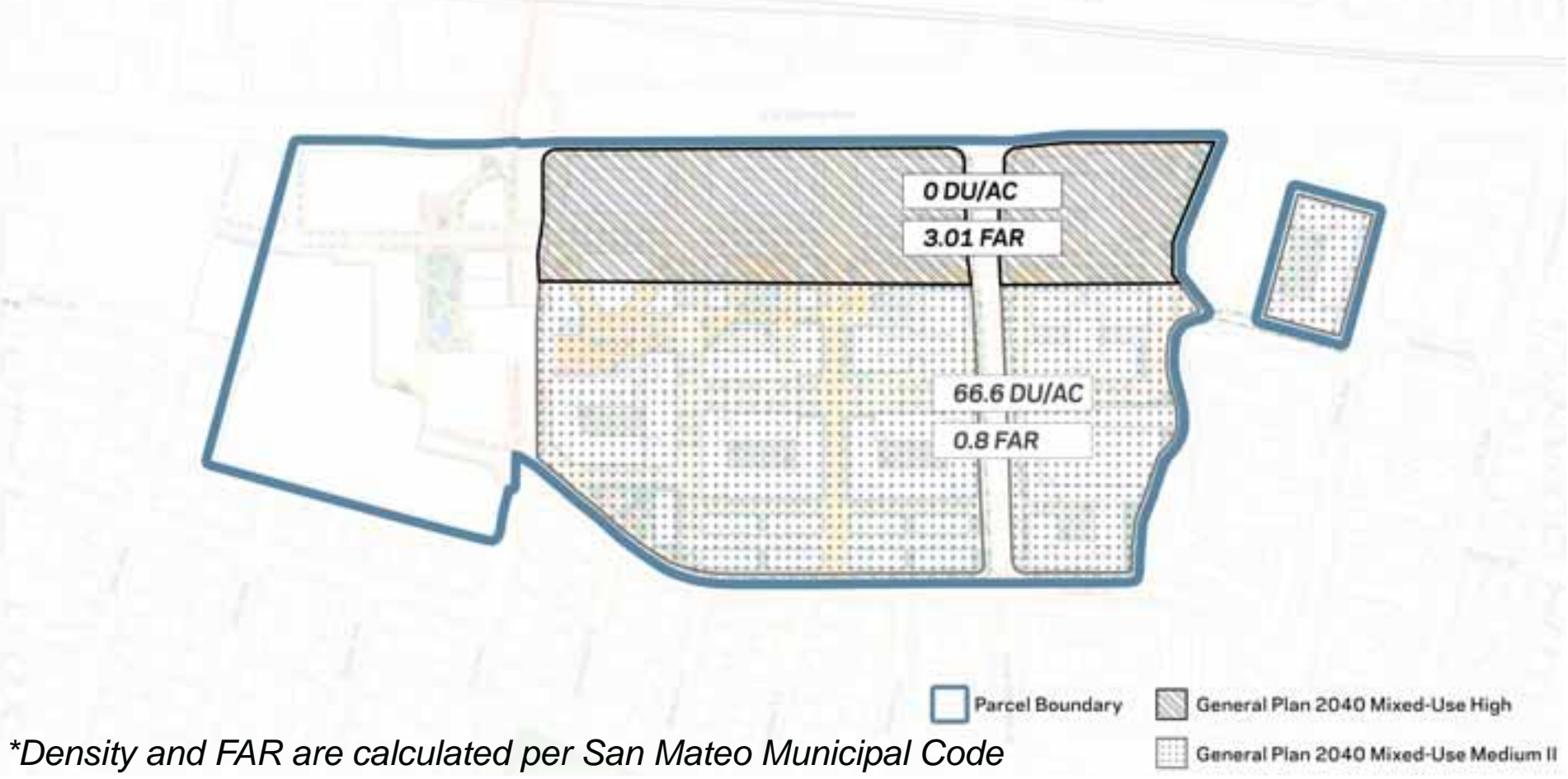
| | Affordable Housing | | | Total Parking Stalls Provided | |
|----------|--------------------------|-------------------------|--------------------------|--|-------|
| | Affordable Housing Ratio | Total Residential Units | Affordable Housing Units | (includes above and below grade parking) | |
| EXISTING | 0% | 0 | 0 | EXISTING | 3,399 |
| PROPOSED | 15% | 1,392 | 209 | PROPOSED | 5,390 |
| NET NEW | 15% | 1,392 | 209 | NET NEW | 1,991 |

Project Density and FAR

Overall Project Density and FAR

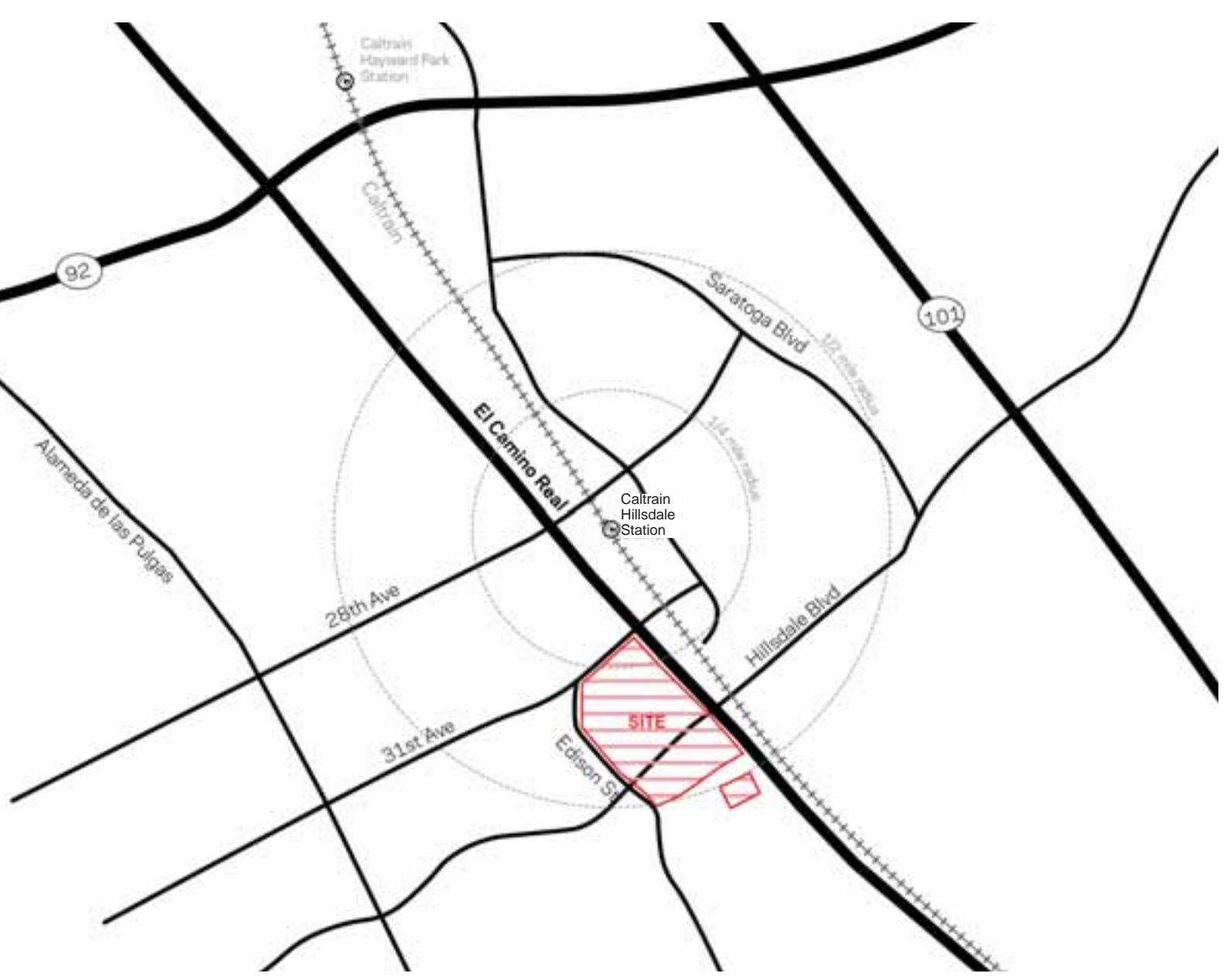


General Plan Land Use Designation-Specific Density and FAR

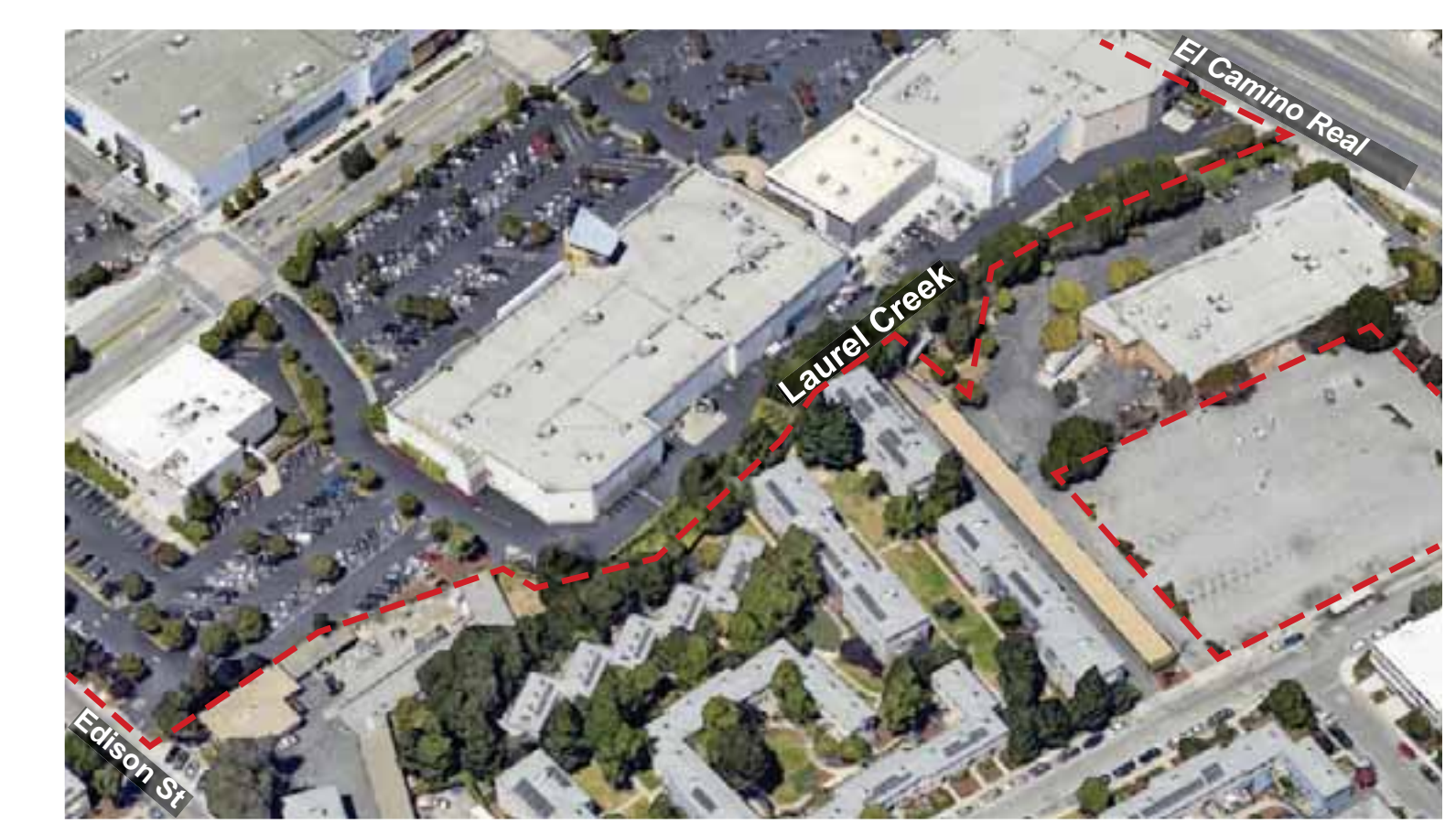


*Density and FAR are calculated per San Mateo Municipal Code

Project Location



Existing Site Condition of Environmental Site Features



Project Description

PROPOSED MIXED-USE PROJECT WITH A TOTAL OF 1,392 NEW RESIDENTIAL UNITS, 568,669 GROSS SQUARE FEET OF NET NEW COMMERCIAL AND RETAIL USES, AND 1,991 NET NEW PARKING STALLS.

GROSS SQUARE FOOTAGES ARE CALCULATED PER SAN MATEO MUNICIPAL CODE

Project Information

PROJECT NAME: HILLSDALE REIMAGINED
 ADDRESS: 358 EAST SAILER DRIVE, SAN MATEO, CA, 94403
 OWNER: HSC PROPERTY OWNER LLC, A DELAWARE LIMITED LIABILITY COMPANY
 CONSTRUCTION TYPE: TYPE I, TYPE III, TYPE V
 APN:042-121-060
 APN:039-490-170
 APN:039-490-050
 PARCEL BOUNDARY AREA: 44.69 AC
 PROJECT BOUNDARY AREA: 32.66 AC

Entities List

HSC PROPERTY OWNER LLC

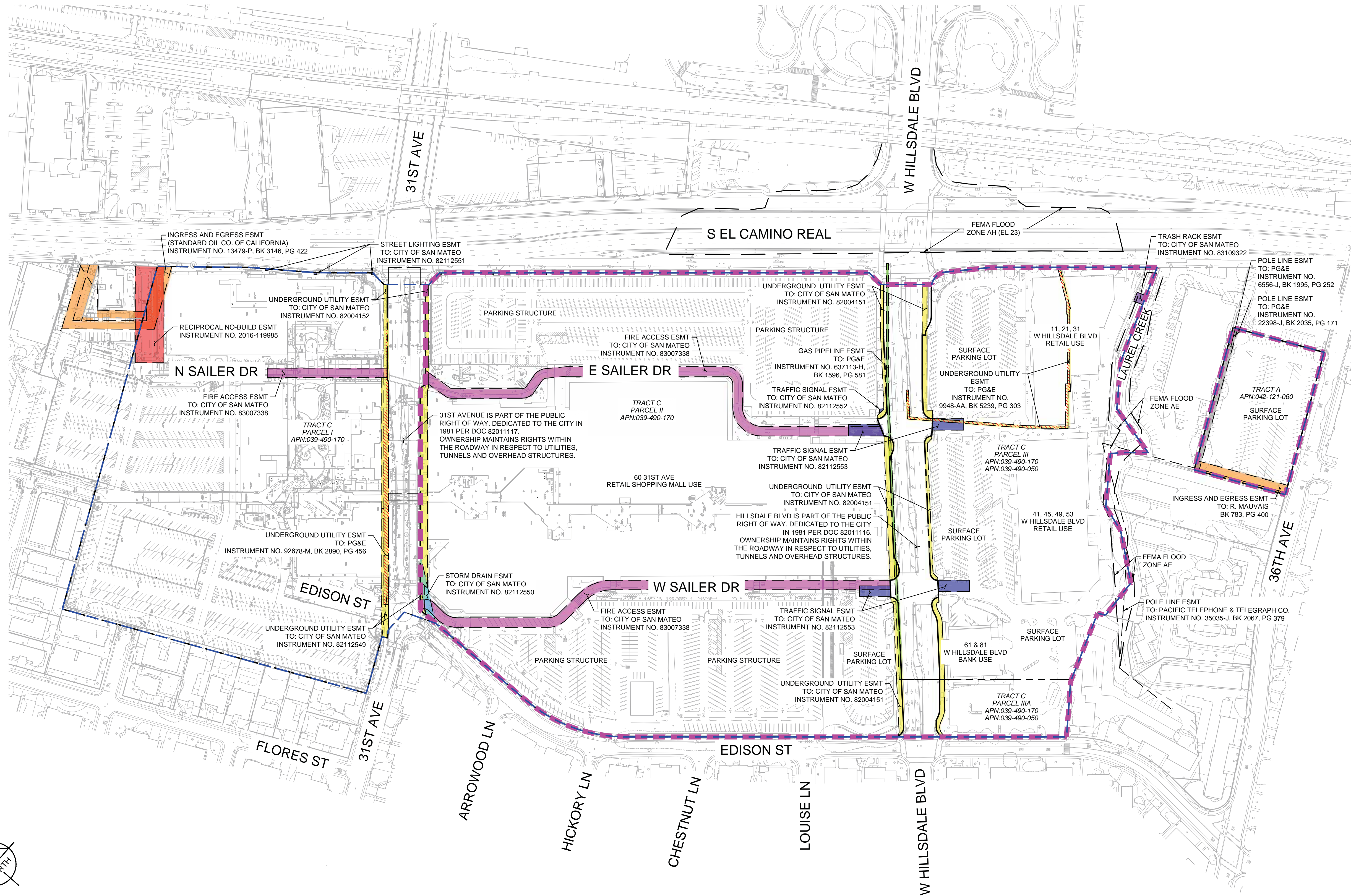
BOHANNON COMPANIES
60 E 31ST AVENUE,
SAN MATEO, CA 94403

NORTHWOOD INVESTORS
ONE BUSH STREET, SUITE 600
SAN FRANCISCO, CA 94104

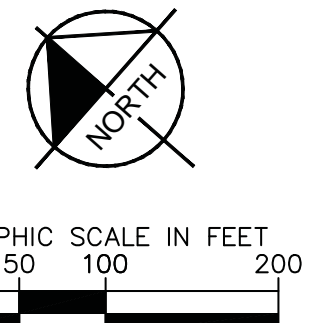
Gehl
 GEHL STUDIO INC.
 1211 FOLSOM STREET, 4TH FLOOR
 SAN FRANCISCO, CA 94103
 415-636-9130

HELLMUTH, OBATA, & KASSABAUM, INC.
 ONE BUSH STREET, SUITE 200
 SAN FRANCISCO, CA 94104
 415-243-0555

KIMLEY-HORN
 4637 CHABOT DRIVE, SUITE 100
 PLEASANTON, CA 94588
 925-398-4852



K:\BAY_LDEV\197543001 - Hillsdale Redevelopment - MCM\GIS CADD\E\Hilb\01 SB330 Application\Easting Conditions Map.dwg East Map Jan 24, 2025



HILLSDALE SHOPPING CENTER EXISTING CONDITIONS MAP

01/24/2025

| LEGEND | |
|--------|-------------------------------------|
| | PROPOSED PROJECT BOUNDARY |
| | PARCEL BOUNDARY |
| | PROPERTY LINE |
| | EASEMENT LINE |
| | INGRESS AND EGRESS EASEMENT |
| | NO-BUILD EASEMENT |
| | UNDERGROUND UTILITY EASEMENT |
| | UNDERGROUND UTILITY EASEMENT (PG&E) |
| | STORM DRAIN EASEMENT |
| | STREET LIGHTING EASEMENT |
| | GAS PIPELINE EASEMENT |
| | POLE LINE EASEMENT |
| | TRASH RACK EASEMENT |
| | FIRE ACCESS EASEMENT |

TITLE REPORT NOTE

EASEMENTS AND OTHER TITLE EXCEPTIONS SHOWN HEREON ARE BASED ON THE PRELIMINARY REPORT BY FIRST AMERICAN TITLE INSURANCE COMPANY DATED MAY 13, 2021 IDENTIFIED AS ORDER NUMBER NCS-1004791-SM

Professional Seals

**NOT FOR
CONSTRUCTION**

| No. | Description | Date |
|-----|------------------|------------|
| 1 | SB-330 SUBMITTAL | 01/24/2025 |

Project No: 23.04025.04
Sheet Title:

**EXISTING SITE PLAN AND
CONDITIONS**

Original is 36x24. Do not scale contents of this drawing.
Sheet Number



Hillsdale, Reimagined.

Hillsdale will become a renowned model for new mixed-use development in California.

A walkable neighborhood of unparalleled quality.

Safe, green, well-connected, anchored by vibrant businesses, services and amenities – always within reach by foot or bike.

An extraordinary place to work, live, and shop.

Hillsdale will fill the demand for high quality mixed-income housing and creative office.

An epicenter of community.

Hillsdale will reaffirm its role as the heart of the Peninsula.



Professional Seals

**NOT FOR
CONSTRUCTION**

| No. | Description | Date |
|-----|------------------|------------|
| 1 | SB-330 SUBMITTAL | 01/24/2025 |

Project No: 23.04025.04
Sheet Title:

VISION

Original is Size24. Do not scale contents of this drawing.
Sheet Number

G1.04

**NOT FOR
CONSTRUCTION**

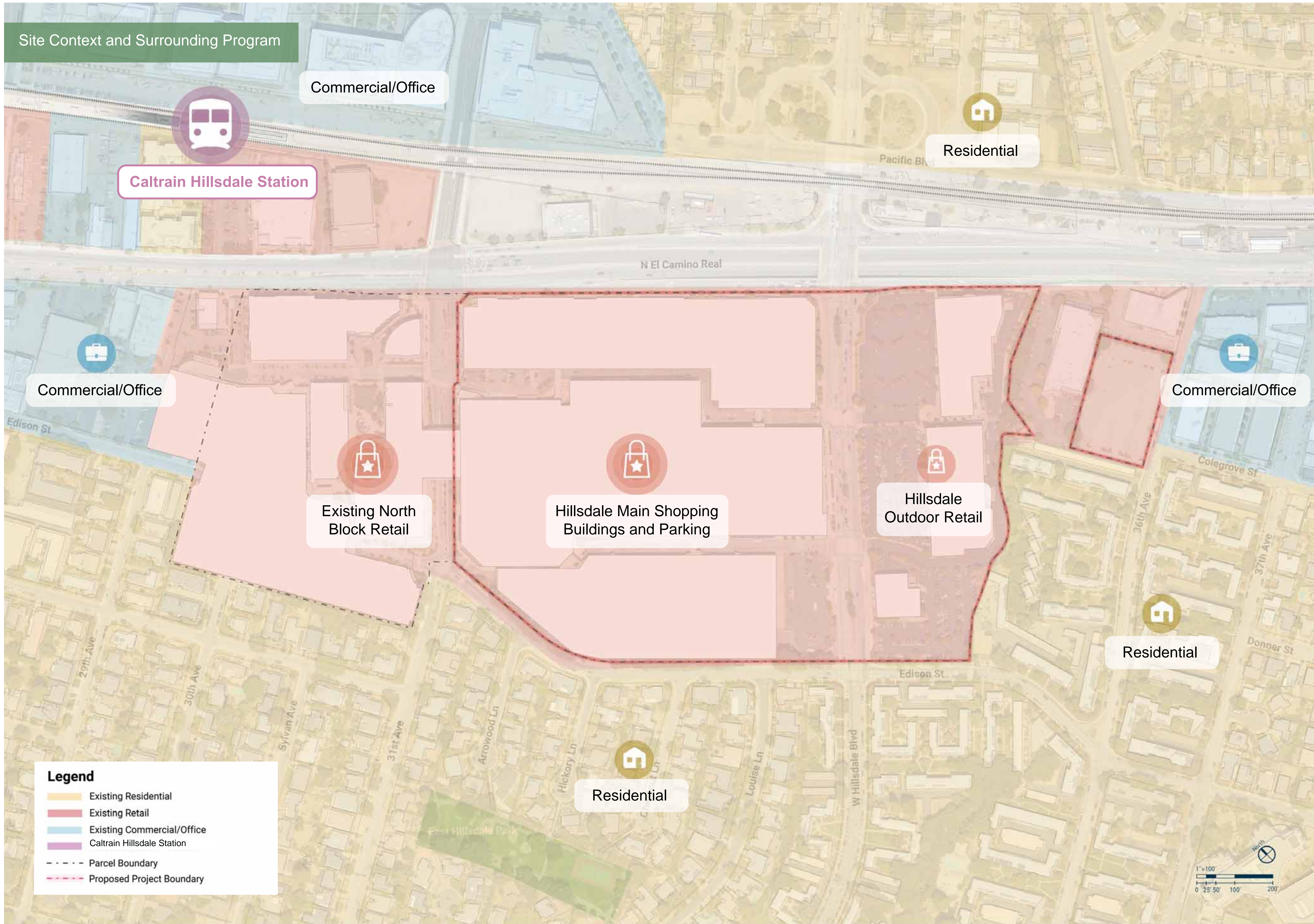
| No. | Description | Date |
|-----|------------------|------------|
| 1 | SB-330 SUBMITTAL | 01/24/2025 |

Project No: 23.04025.04
Sheet Title:

**SITE CONTEXT AND
SURROUNDING PROGRAM**

Original is Size 24. Do not scale contents of this drawing.
Sheet Number

G1.05



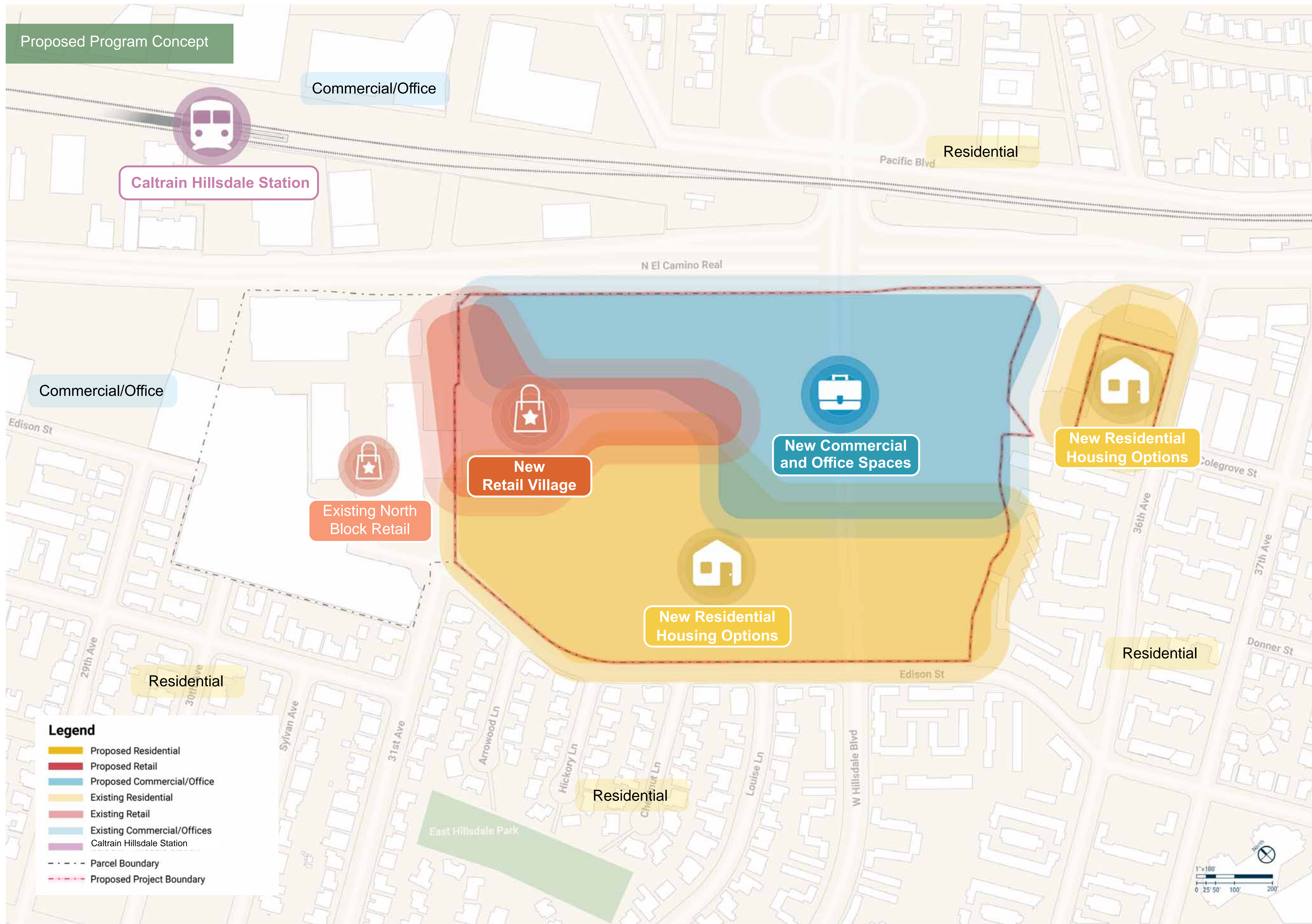
**NOT FOR
CONSTRUCTION**

| No. | Description | Date |
|-----|------------------|------------|
| 1 | SB-330 SUBMITTAL | 01/24/2025 |

Project No: 23.04025.04
Sheet Title:

**PROPOSED PROGRAM
CONCEPT**

Original is Size 24. Do not scale contents of this drawing.
Sheet Number



**NOT FOR
CONSTRUCTION**

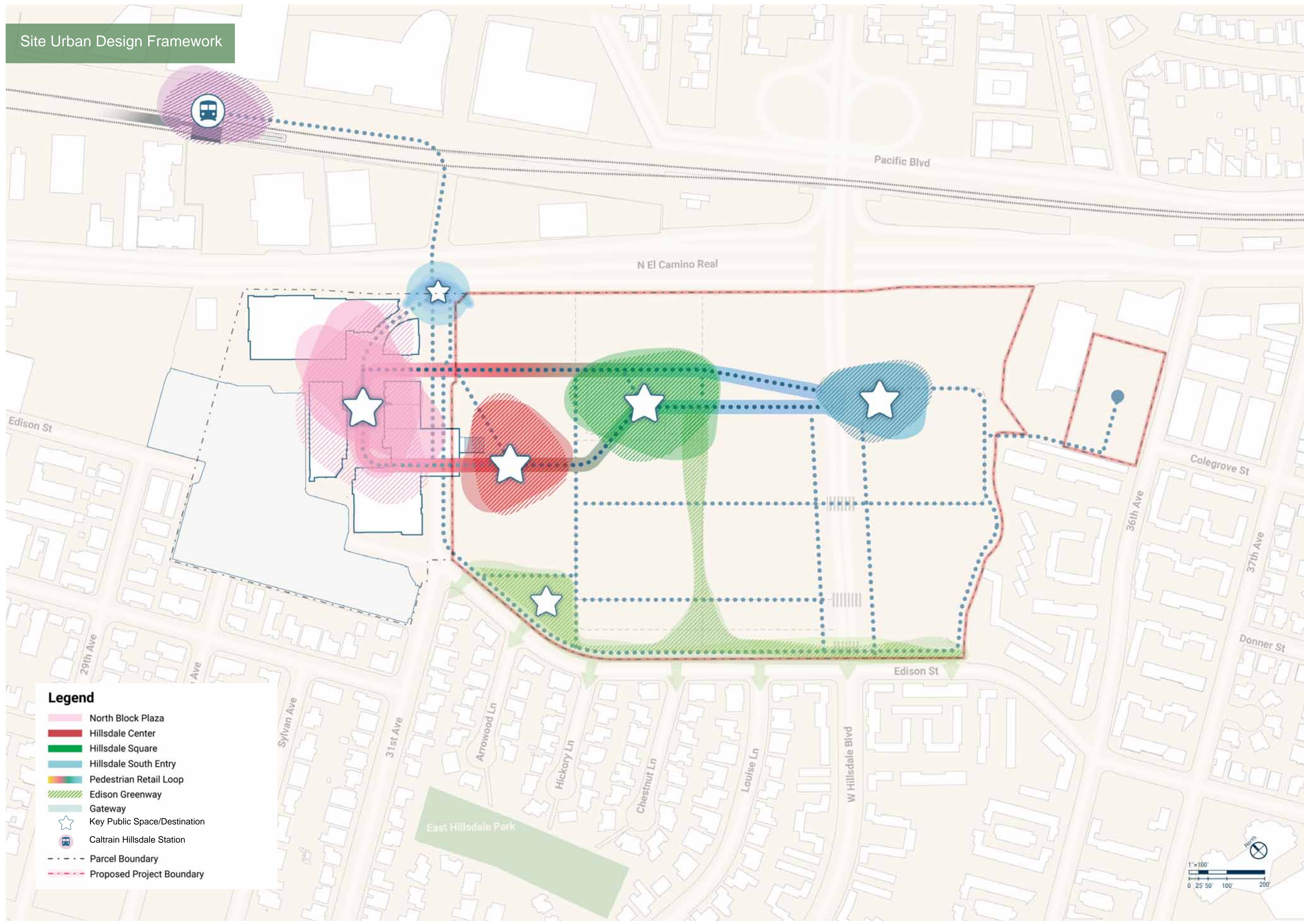
| No. | Description | Date |
|-----|------------------|------------|
| 1 | SB-330 SUBMITTAL | 01/24/2025 |

Project No: 23.04025.04
Sheet Title:

**SITE URBAN
DESIGN MOVES**

Original is 36x24. Do not scale contents of this drawing.
Sheet Number

G1.07



Site Urban Design Framework

- Legend**
- North Block Plaza
 - Hillsdale Center
 - Hillsdale Square
 - Hillsdale South Entry
 - Pedestrian Retail Loop
 - Edison Greenway
 - Gateway
 - Key Public Space/Destination
 - Caltrain Hillsdale Station
 - Parcel Boundary
 - Proposed Project Boundary

**NOT FOR
CONSTRUCTION**

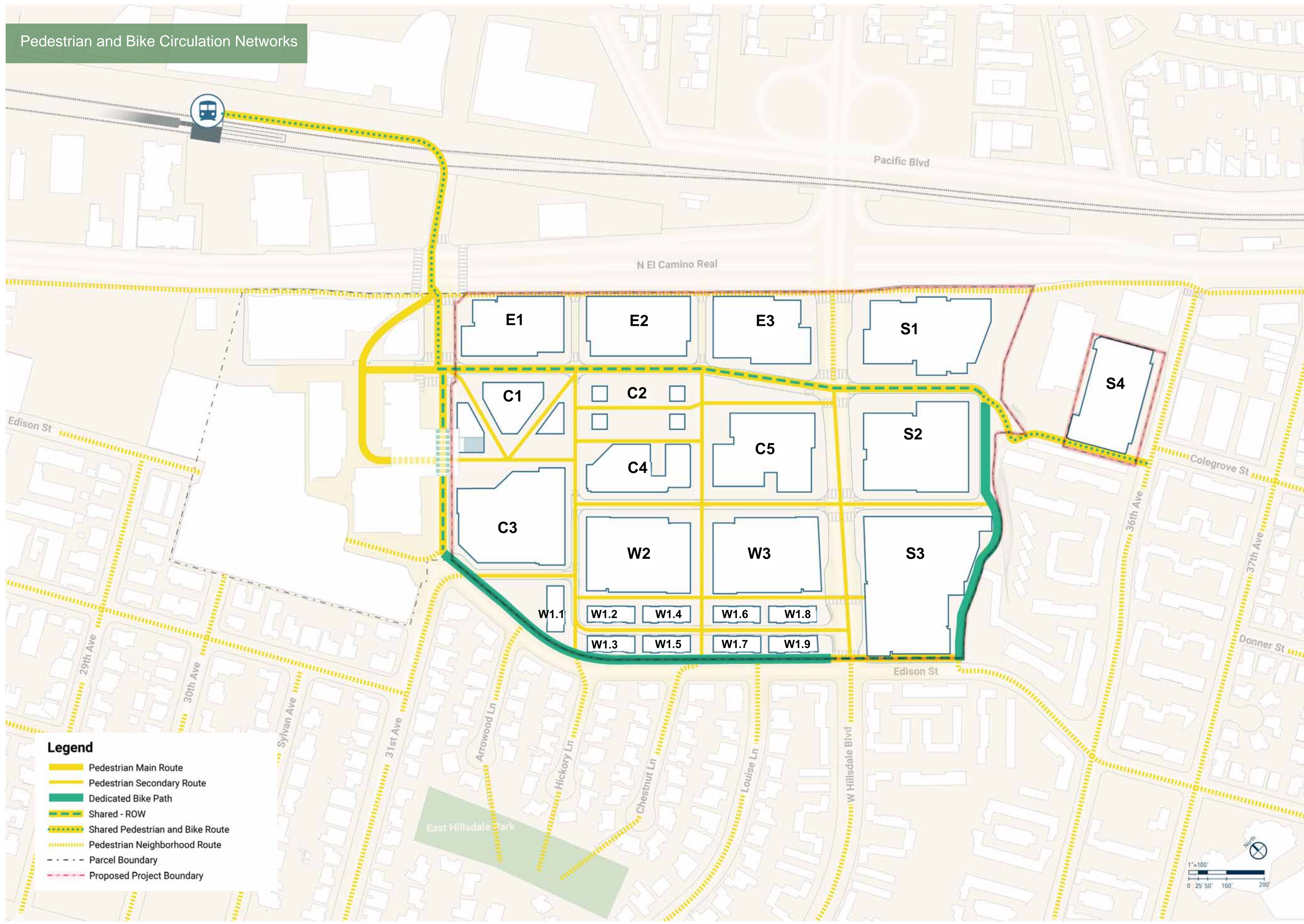
| No. | Description | Date |
|-----|------------------|------------|
| 1 | SB-330 SUBMITTAL | 01/24/2025 |

Project No: 23.04025.04
Sheet Title:

**PEDESTRIAN AND BIKE
CIRCULATION NETWORKS**

Original is 36x24. Do not scale contents of this drawing.
Sheet Number

G1.08



Pedestrian and Bike Circulation Networks

Legend

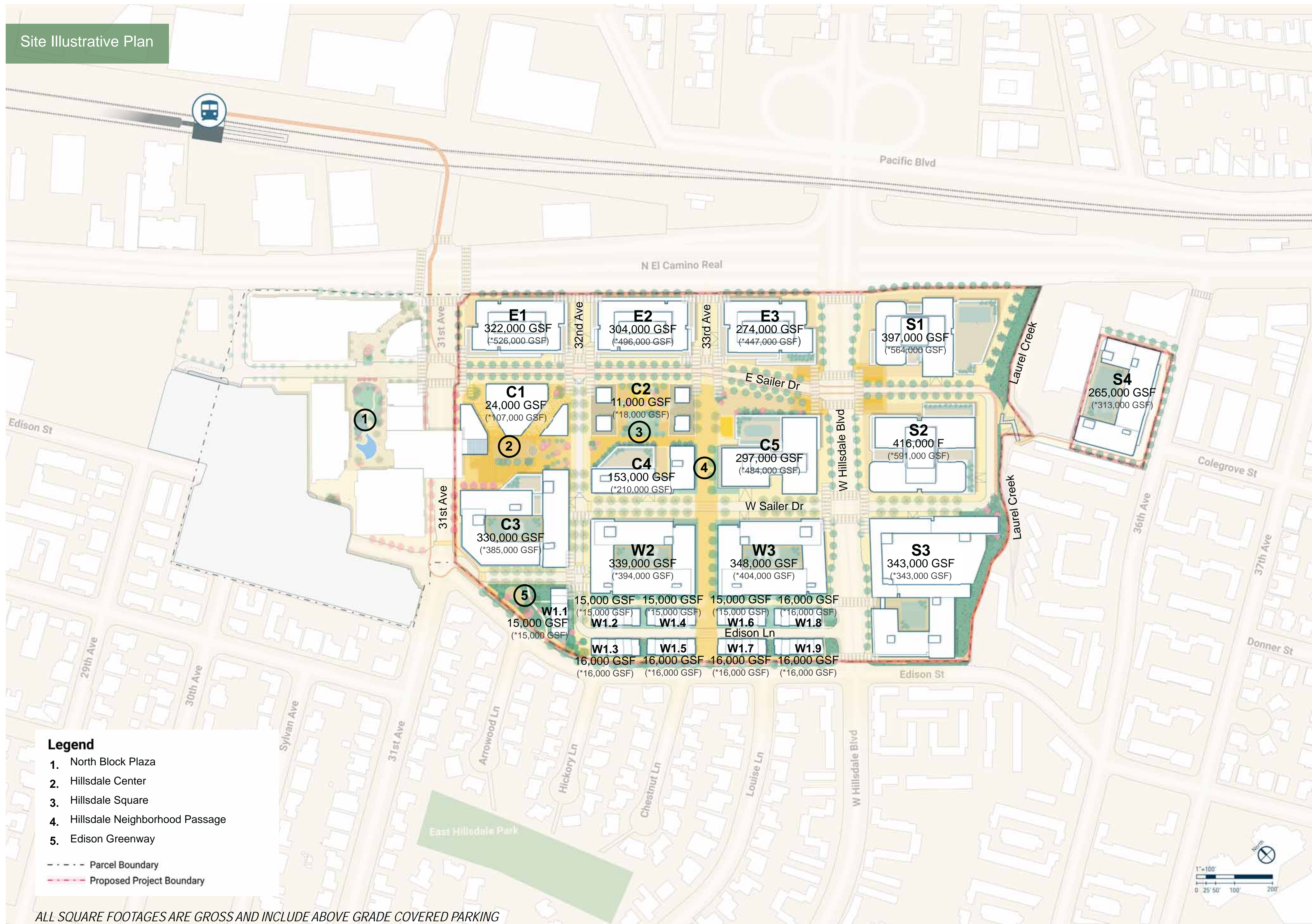
- Pedestrian Main Route
- - - Pedestrian Secondary Route
- Dedicated Bike Path
- - - Shared - ROW
- · · Shared Pedestrian and Bike Route
- · · Pedestrian Neighborhood Route
- - - Parcel Boundary
- - - Proposed Project Boundary

**NOT FOR
CONSTRUCTION**

| No. | Description | Date |
|-----|------------------|------------|
| 1 | SB-330 SUBMITTAL | 01/24/2025 |

Project No: 23.04025.04
Sheet Title:

ILLUSTRATIVE SITE PLAN



Site Illustrative Plan

- Legend**
- 1. North Block Plaza
 - 2. Hillside Center
 - 3. Hillside Square
 - 4. Hillside Neighborhood Passage
 - 5. Edison Greenway
- Parcel Boundary
- - - Proposed Project Boundary

ALL SQUARE FOOTAGES ARE GROSS AND INCLUDE ABOVE GRADE COVERED PARKING
*FOR REFERENCE, GROSS SQUARE FOOTAGE OF CONSTRUCTION INCLUDING BELOW GRADE PARKING ARE PROVIDED IN PARENTHESES PER SB330'S CALIFORNIA BUILDING STANDARDS CODE.

All reproduction & intellectual property rights reserved © 2021

Professional Seals

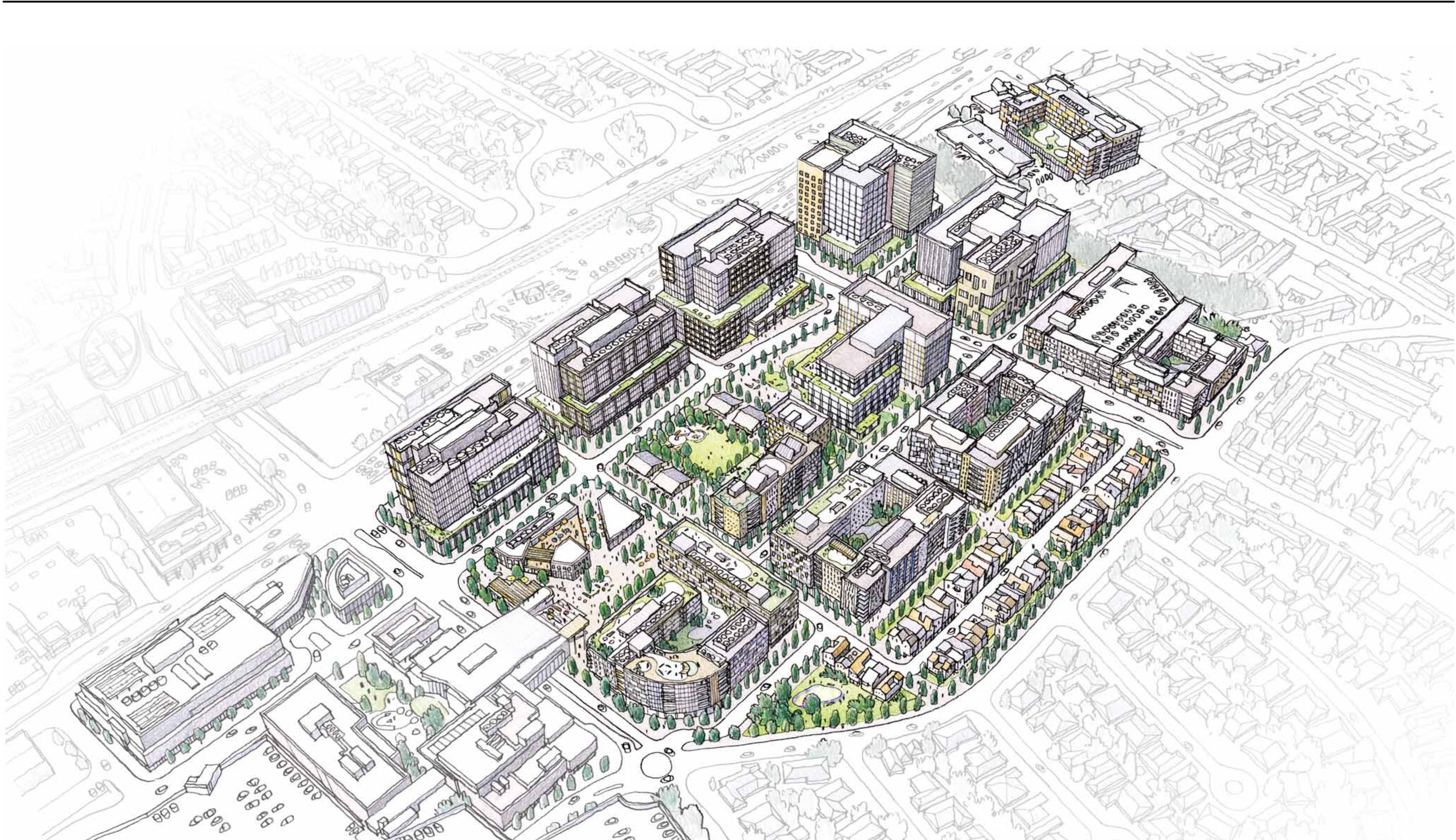
**NOT FOR
CONSTRUCTION**

| No. | Description | Date |
|-----|------------------|------------|
| 1 | SB-330 SUBMITTAL | 01/24/2025 |

Project No: 23.04025.04
Sheet Title:


**HILLSDALE REIMAGINED:
BIRDS-EYE VIEW**

Original is 36x24. Do not scale contents of this drawing.
Sheet Number



Key Map

Hillsdale Reimagined: Birds-Eye View



Professional Seals

**NOT FOR
CONSTRUCTION**

| No. | Description | Date |
|-----|------------------|------------|
| 1 | SB-330 SUBMITTAL | 01/24/2025 |

Project No: 23.04025.04
Sheet Title:

**HILLSDALE REIMAGINED:
31ST AVE SHOPPING AND
DINING ENTRY VIEW**

Original is 36x24. Do not scale contents of this drawing.
Sheet Number

G1.11



Professional Seals

**NOT FOR
CONSTRUCTION**

| No. | Description | Date |
|-----|------------------|------------|
| 1 | SB-330 SUBMITTAL | 01/24/2025 |

Project No: 23.04025.04
Sheet Title:

**HILLSDALE REIMAGINED:
HILLSDALE CENTER VIEW**

Original is 36x24. Do not scale contents of this drawing.
Sheet Number



Professional Seals

**NOT FOR
CONSTRUCTION**

| No. | Description | Date |
|-----|------------------|------------|
| 1 | SB-330 SUBMITTAL | 01/24/2025 |

Project No: 23.04025.04
Sheet Title:

**HILLSDALE REIMAGINED:
HILLSDALE SQUARE VIEW**

Original is Size 24. Do not scale contents of this drawing.
Sheet Number

All reproduction & intellectual property rights reserved © 2021



Professional Seals

**NOT FOR
CONSTRUCTION**

| No. | Description | Date |
|-----|------------------|------------|
| 1 | SB-330 SUBMITTAL | 01/24/2025 |

Project No: 23.04025.04
Sheet Title:

**HILLSDALE REIMAGINED:
EDISON GREENWAY VIEW**

Original is 36x24. Do not scale contents of this drawing.
Sheet Number



Hillsdale Reimagined: Edison Greenway View


Key Map




01 METAL: DARK COLOR
(WINDOW AND DOOR FRAMES,
CLADDING, ETC.)



05 METAL: LIGHT COLOR
(WINDOW AND DOOR FRAMES,
CLADDING, ETC.)




09 BRICK: LIGHT COLOR
(CLADDING)



13 TERRACOTTA: TEXTURED,
LIGHT COLOR (CLADDING)



17 FIBER CEMENT PANEL: COOL
COLOR (CLADDING)




21 FIBER CEMENT SIDING: LIGHT
COLOR (CLADDING)




25 PLASTER: WARM COLOR
(EXTERIOR FINISH)



02 METAL: WARM COLOR
(WINDOW AND DOOR FRAMES,
CLADDING, ETC.)



06 METAL: COOL COLOR
(WINDOW AND DOOR FRAMES,
CLADDING, ETC.)



10 TERRACOTTA: DARK COLOR
(CLADDING)




14 TERRACOTTA: COOL COLOR
(CLADDING)



18 WOOD LOOK MATERIAL:
NATURAL COLOR (CLADDING)



22 GLASS: CLEAR GLASS COLOR
(WITHIN CURTAIN WALL,
STOREFRONT, WINDOWS,
DOORS, RAILINGS, ETC.)




26 PLASTER: LIGHT COLOR
(EXTERIOR FINISH)



03 METAL: PATINA COLOR
(WINDOW AND DOOR FRAMES,
CLADDING, ETC.)



07 BRICK: DARK COLOR
(CLADDING)




11 TERRACOTTA: WARM COLOR
(CLADDING)




15 CONCRETE: COOL COLOR
(CLADDING, STRUCTURAL
ELEMENTS)




19 WOOD LOOK MATERIAL: LIGHT
COLOR (CLADDING)




23 FRITTED GLASS: COLOR
VARIES (WITHIN CURTAIN WALL,
STOREFRONT, WINDOWS,
DOORS, RAILINGS, ETC.)




27 VINYL: LIGHT COLOR
(WINDOW AND DOOR FRAMES)



04 METAL: LIGHT COLOR
(WINDOW AND DOOR FRAMES,
CLADDING, ETC.)



08 BRICK: WARM COLOR
(CLADDING)



12 TERRACOTTA: LIGHT COLOR
(CLADDING)




16 PRECAST CONCRETE: COLOR
VARIES (CLADDING)



20 PHENOLIC MATERIAL: DARK
COLOR (CLADDING)



24 PLASTER: COOL COLOR
(EXTERIOR FINISH)



28 VINYL: DARK COLOR
(WINDOW AND DOOR FRAMES)

All reproduction & intellectual property rights reserved © 2021

Professional Seals

**NOT FOR
CONSTRUCTION**

| No. | Description | Date |
|-----|------------------|------------|
| 1 | SB-330 SUBMITTAL | 01/24/2025 |

Project No: 23.04025.04
Sheet Title:

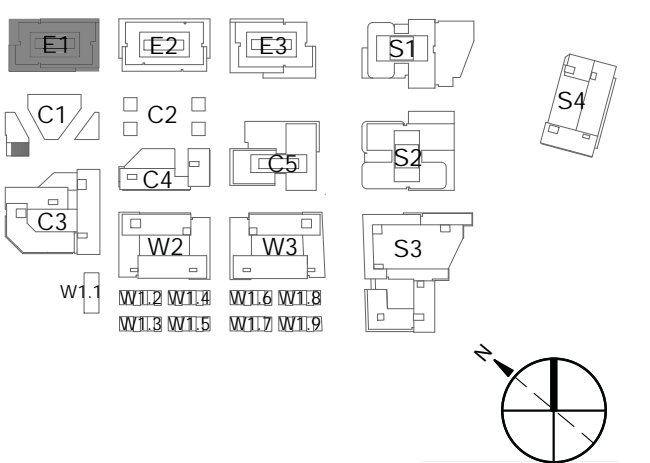
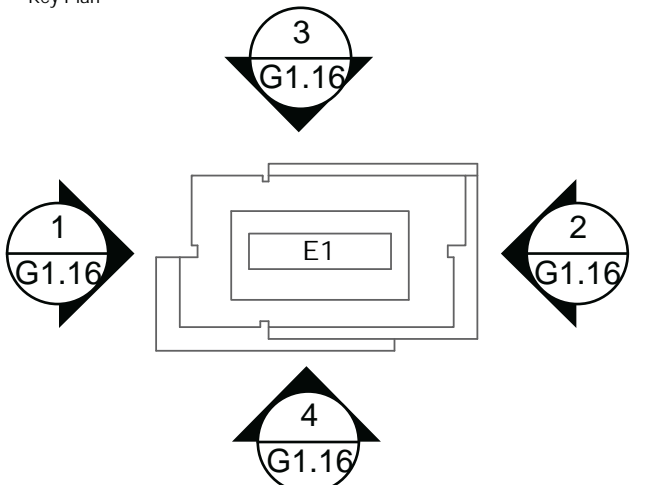
COLOR AND MATERIALS

Original is Size 24. Do not scale contents of this drawing.
Sheet Number

G1.15

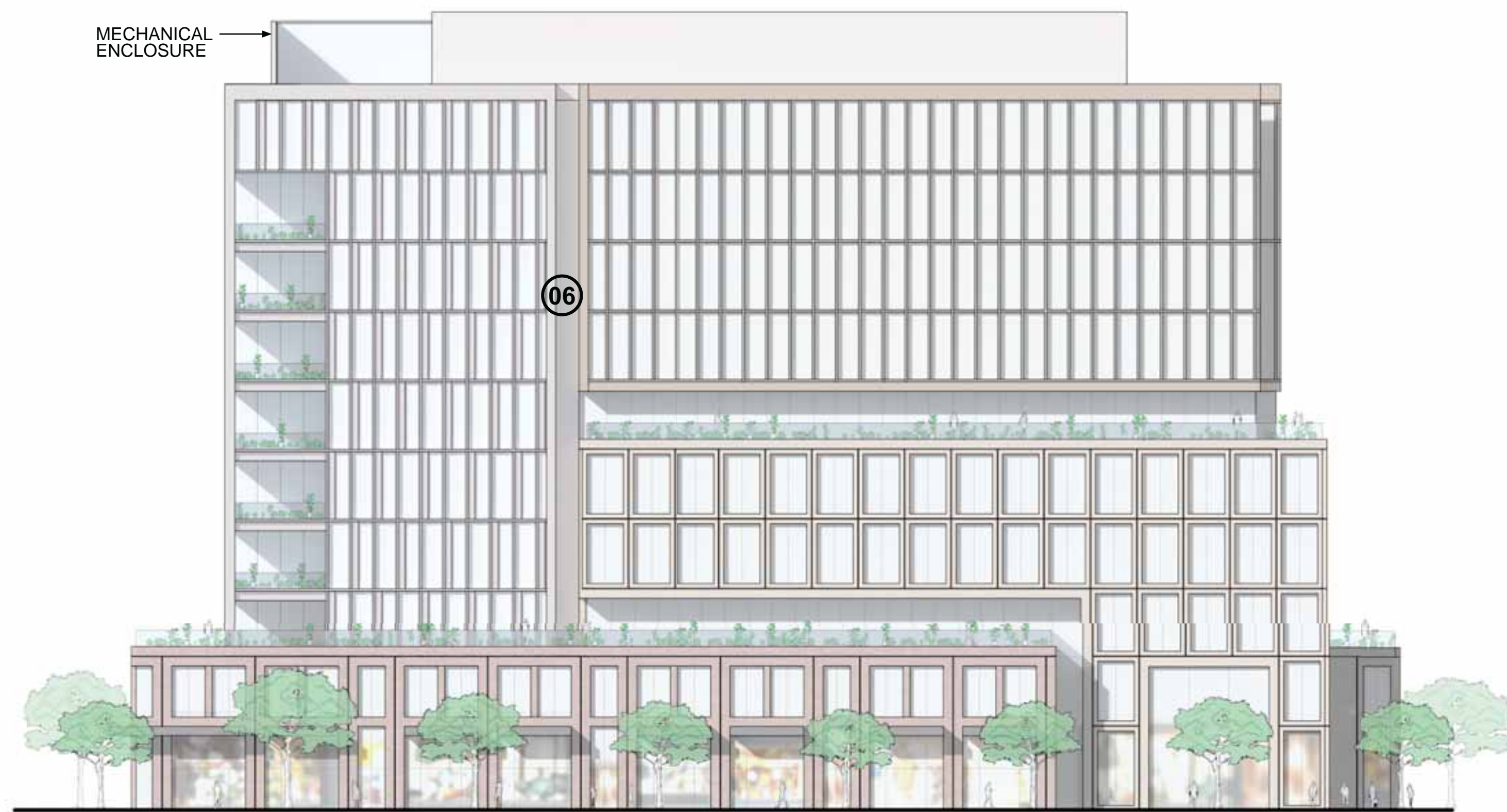
01 MATERIAL PALETTE

1. GENERAL NOTE: PLEASE SEE ELEVATIONS FOR COLOR REPRESENTATION.

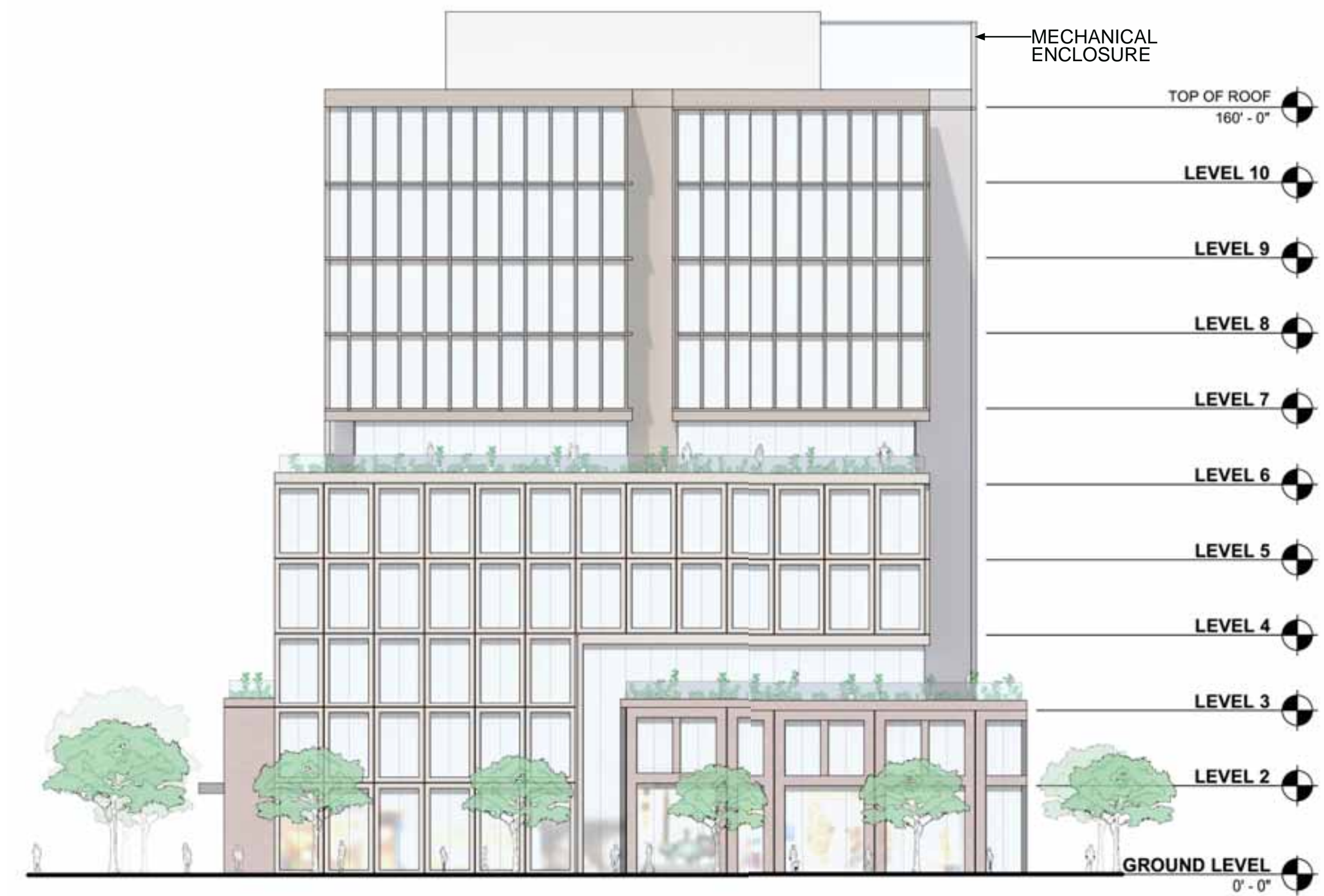


**NOT FOR
CONSTRUCTION**


| No. | Description | Date |
|-----|------------------|------------|
| 1 | SB-330 SUBMITTAL | 01/24/2025 |



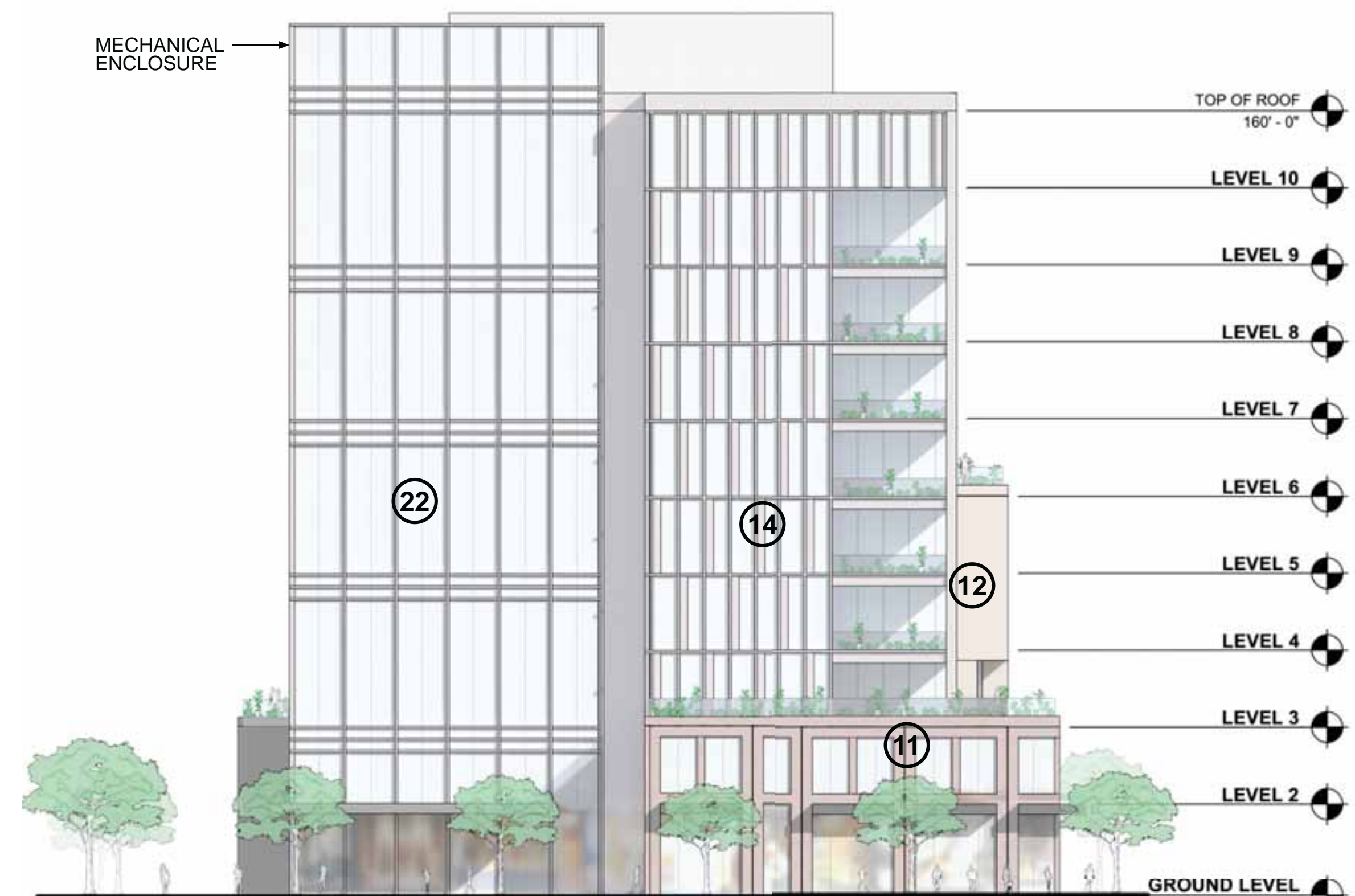
04 E1 EAST SAILER DR ELEVATION
3/64" = 1'-0"



02 E1 32ND AVE ELEVATION
3/64" = 1'-0"



03 E1 EL CAMINO REAL ELEVATION
3/64" = 1'-0"



01 E1 31ST AVE ELEVATION
3/64" = 1'-0"

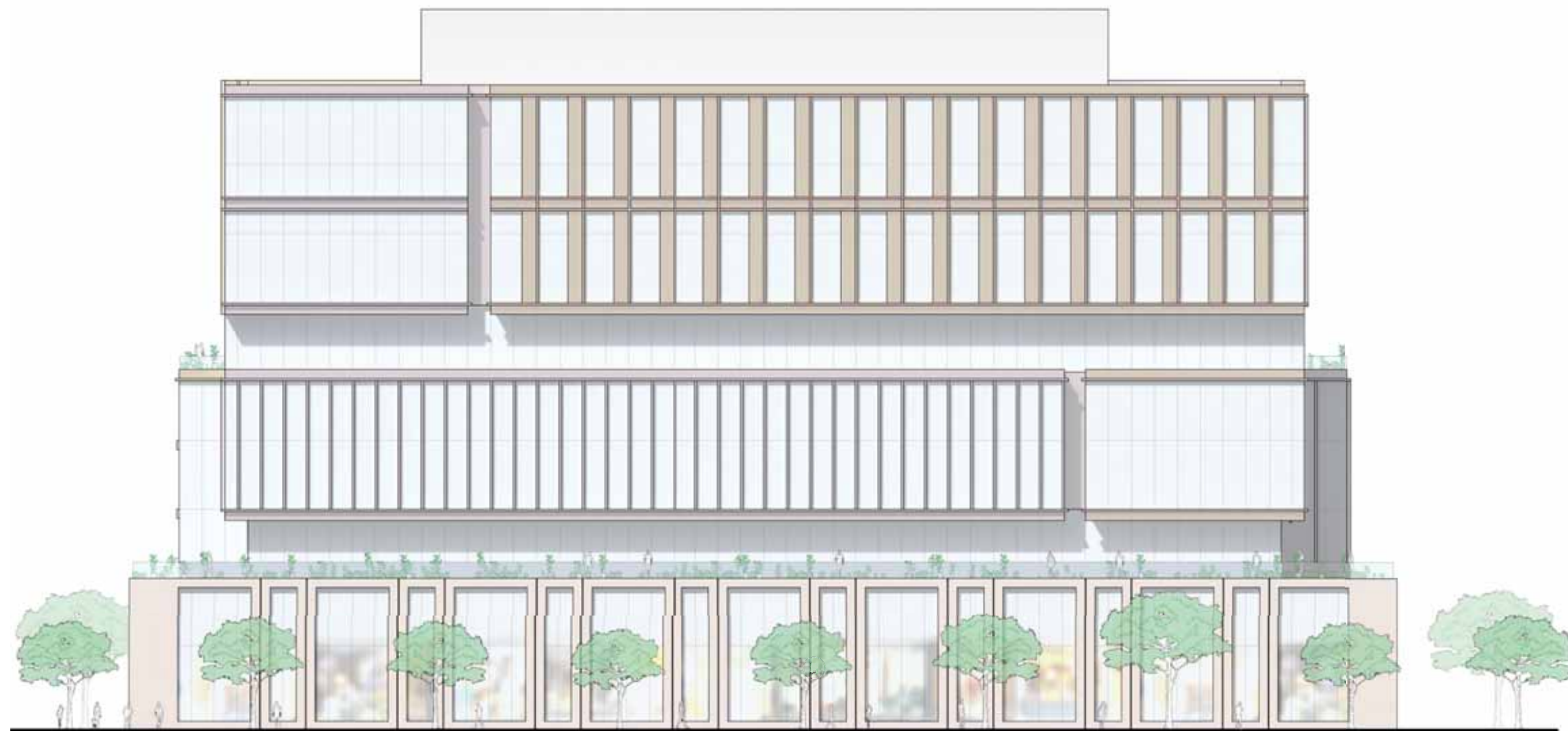
- | | | | | | | |
|-------------------------------|------------------------------|-----------------------------------|---|---|--|--------------------------------|
| 01 METAL: DARK COLOR | 05 METAL: LIGHT COLOR | 09 BRICK: LIGHT COLOR | 13 TERRACOTTA: TEXTURED, LIGHT COLOR | 17 FIBER CEMENT PANEL: COOL COLOR | 21 FIBER CEMENT SIDING: LIGHT COLOR | 25 PLASTER: WARM COLOR |
| 02 METAL: WARM COLOR | 06 METAL: COOL COLOR | 10 TERRACOTTA: DARK COLOR | 14 TERRACOTTA: COOL COLOR | 18 WOOD LOOK MATERIAL: NATURAL COLOR | 22 GLASS: CLEAR GLASS COLOR | 26 PLASTER: LIGHT COLOR |
| 03 METAL: PATINA COLOR | 07 BRICK: DARK COLOR | 11 TERRACOTTA: WARM COLOR | 15 CONCRETE: COOL COLOR | 19 WOOD LOOK MATERIAL: LIGHT COLOR | 23 FRITTED GLASS: COLOR VARIES | 27 VINYL: LIGHT COLOR |
| 04 METAL: LIGHT COLOR | 08 BRICK: WARM COLOR | 12 TERRACOTTA: LIGHT COLOR | 16 PRECAST CONCRETE: COLOR VARIES | 20 PHENOLIC MATERIAL: DARK COLOR | 24 PLASTER: COOL COLOR | 28 VINYL: DARK COLOR |



04 E2 EAST SAILER DR ELEVATION
3/64" = 1'-0"



02 E2 33RD AVE ELEVATION
3/64" = 1'-0"



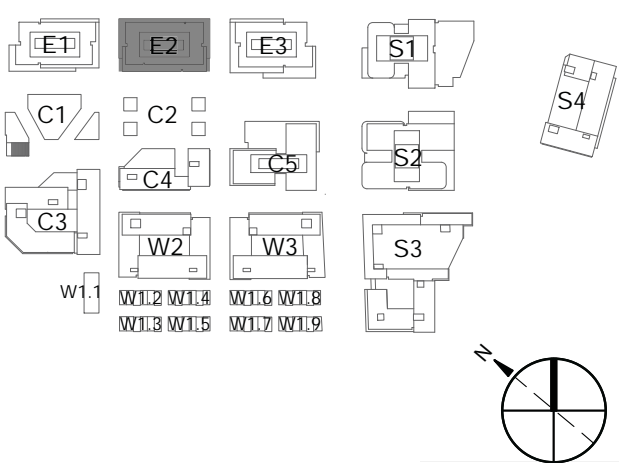
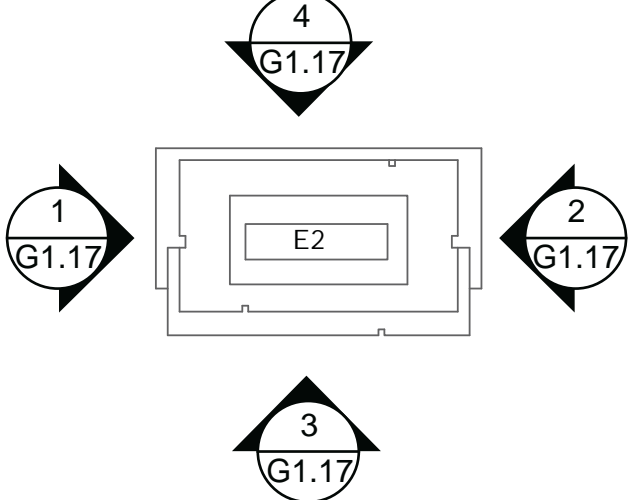
03 E2 EL CAMINO REAL ELEVATION
3/64" = 1'-0"



01 E2 32ND AVE ELEVATION
3/64" = 1'-0"

All reproduction & intellectual property rights reserved © 2021

Key Plan



Professional Seals

NOT FOR CONSTRUCTION

| No. | Description | Date |
|-----|------------------|------------|
| 1 | SB-330 SUBMITTAL | 01/24/2025 |

Project No: 23.04025.04

Sheet Title:

EXTERIOR ELEVATIONS - E2

Original is Size 24. Do not scale contents of this drawing.
Sheet Number

G1.17

- | | | | | | | |
|-------------------------------|------------------------------|-----------------------------------|---|---|--|--------------------------------|
| 01 METAL: DARK COLOR | 05 METAL: LIGHT COLOR | 09 BRICK: LIGHT COLOR | 13 TERRACOTTA: TEXTURED, LIGHT COLOR | 17 FIBER CEMENT PANEL: COOL COLOR | 21 FIBER CEMENT SIDING: LIGHT COLOR | 25 PLASTER: WARM COLOR |
| 02 METAL: WARM COLOR | 06 METAL: COOL COLOR | 10 TERRACOTTA: DARK COLOR | 14 TERRACOTTA: COOL COLOR | 18 WOOD LOOK MATERIAL: NATURAL COLOR | 22 GLASS: CLEAR GLASS COLOR | 26 PLASTER: LIGHT COLOR |
| 03 METAL: PATINA COLOR | 07 BRICK: DARK COLOR | 11 TERRACOTTA: WARM COLOR | 15 CONCRETE: COOL COLOR | 19 WOOD LOOK MATERIAL: LIGHT COLOR | 23 FRITTED GLASS: COLOR VARIES | 27 VINYL: LIGHT COLOR |
| 04 METAL: LIGHT COLOR | 08 BRICK: WARM COLOR | 12 TERRACOTTA: LIGHT COLOR | 16 PRECAST CONCRETE: COLOR VARIES | 20 PHENOLIC MATERIAL: DARK COLOR | 24 PLASTER: COOL COLOR | 28 VINYL: DARK COLOR |



04 E3 EAST SAILER DR ELEVATION
3/64" = 1'-0"



02 E3 HILLSDALE BLVD ELEVATION
3/64" = 1'-0"



03 E3 EL CAMINO REAL ELEVATION
3/64" = 1'-0"

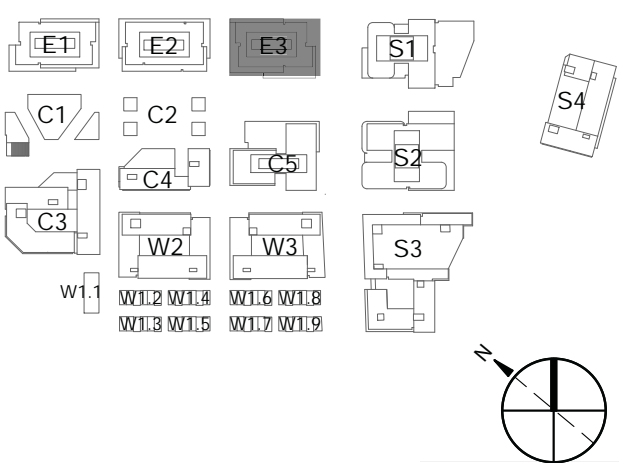
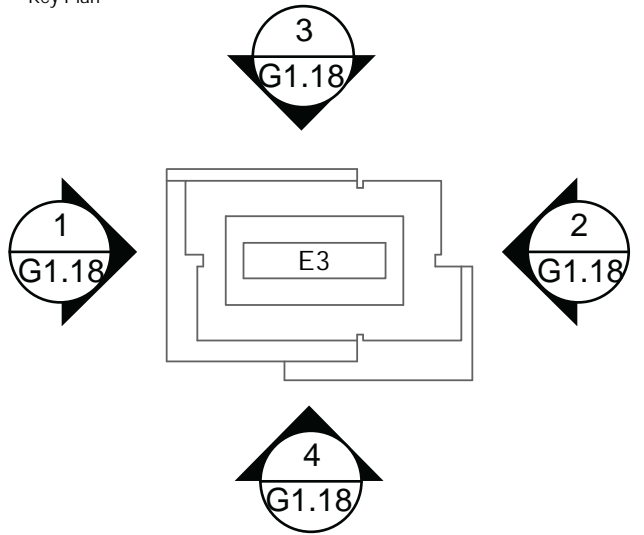


01 E3 33RD AVE ELEVATION
3/64" = 1'-0"

- | | | | | | | |
|-------------------------------|------------------------------|-----------------------------------|---|---|--|--------------------------------|
| 01 METAL: DARK COLOR | 05 METAL: LIGHT COLOR | 09 BRICK: LIGHT COLOR | 13 TERRACOTTA: TEXTURED, LIGHT COLOR | 17 FIBER CEMENT PANEL: COOL COLOR | 21 FIBER CEMENT SIDING: LIGHT COLOR | 25 PLASTER: WARM COLOR |
| 02 METAL: WARM COLOR | 06 METAL: COOL COLOR | 10 TERRACOTTA: DARK COLOR | 14 TERRACOTTA: COOL COLOR | 18 WOOD LOOK MATERIAL: NATURAL COLOR | 22 GLASS: CLEAR GLASS COLOR | 26 PLASTER: LIGHT COLOR |
| 03 METAL: PATINA COLOR | 07 BRICK: DARK COLOR | 11 TERRACOTTA: WARM COLOR | 15 CONCRETE: COOL COLOR | 19 WOOD LOOK MATERIAL: LIGHT COLOR | 23 FRITTED GLASS: COLOR VARIES | 27 VINYL: LIGHT COLOR |
| 04 METAL: LIGHT COLOR | 08 BRICK: WARM COLOR | 12 TERRACOTTA: LIGHT COLOR | 16 PRECAST CONCRETE: COLOR VARIES | 20 PHENOLIC MATERIAL: DARK COLOR | 24 PLASTER: COOL COLOR | 28 VINYL: DARK COLOR |

All reproduction & intellectual property rights reserved © 2021

Key Plan



Professional Seals

NOT FOR CONSTRUCTION

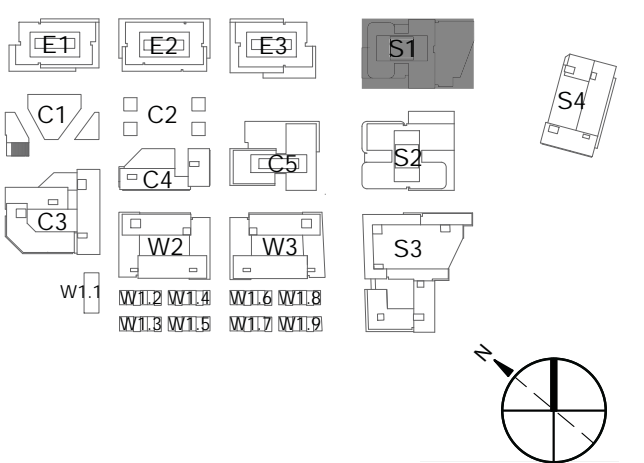
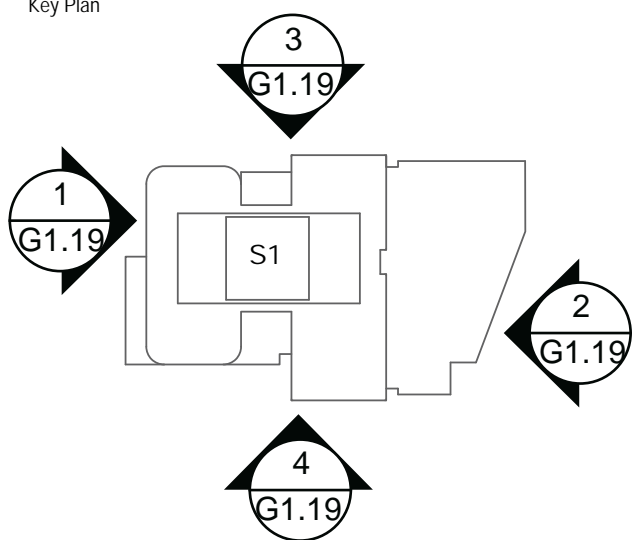
| No. | Description | Date |
|-----|------------------|------------|
| 1 | SB-330 SUBMITTAL | 01/24/2025 |

Project No: 23.04025.04
Sheet Title:

EXTERIOR ELEVATIONS - E3

Original is Size 24. Do not scale contents of this drawing.
Sheet Number

G1.18

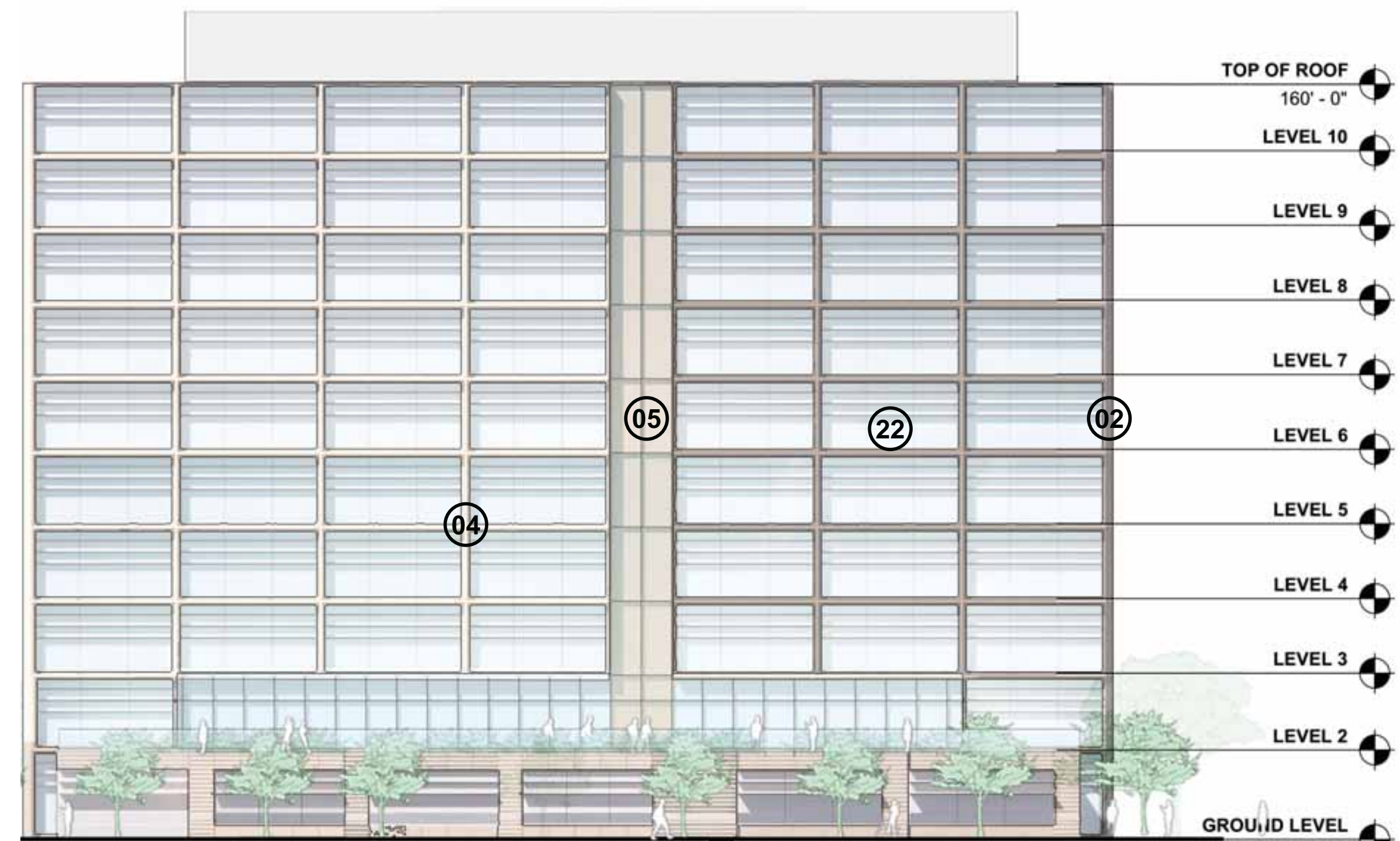


NOT FOR CONSTRUCTION

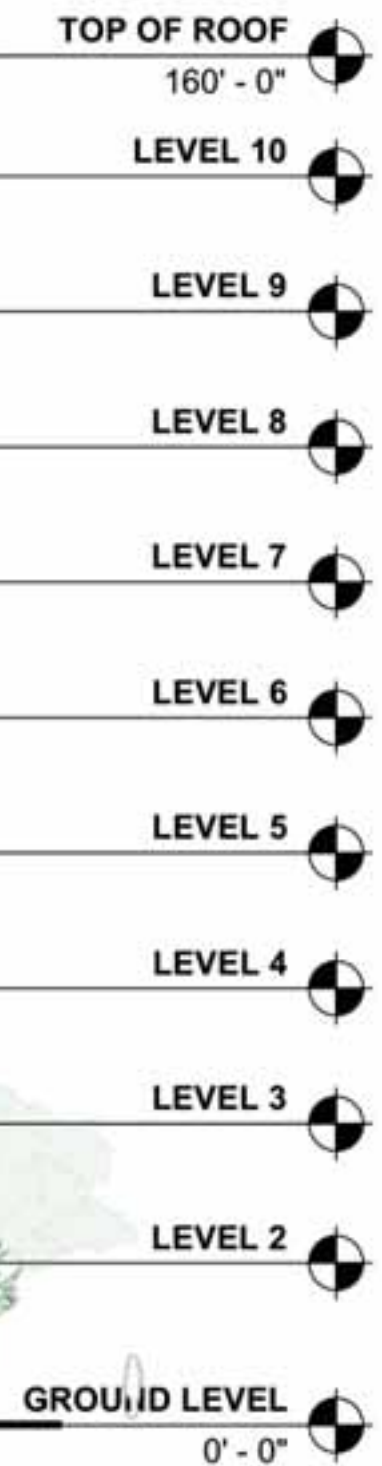
| No. | Description | Date |
|-----|------------------|------------|
| 1 | SB-330 SUBMITTAL | 01/24/2025 |



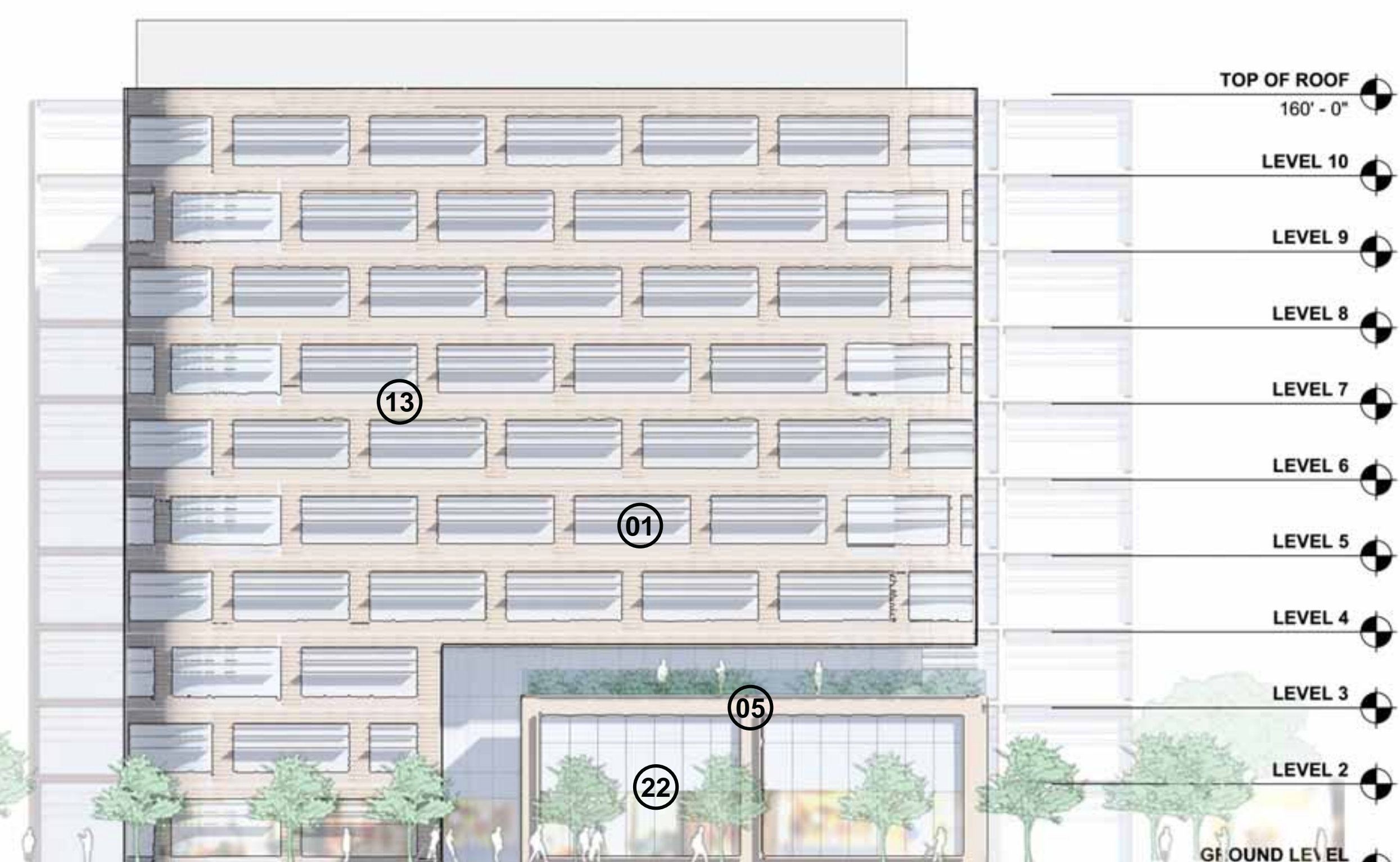
04 S1 EAST SAILER DR ELEVATION
3/64" = 1'-0"



02 S1 SOUTHEAST ELEVATION
3/64" = 1'-0"




03 S1 EL CAMINO REAL ELEVATION
3/64" = 1'-0"



01 S1 HILLSDALE BLVD ELEVATION
3/64" = 1'-0"



- | | | | | | | |
|-------------------------------|------------------------------|-----------------------------------|---|---|--|--------------------------------|
| 01 METAL: DARK COLOR | 05 METAL: LIGHT COLOR | 09 BRICK: LIGHT COLOR | 13 TERRACOTTA: TEXTURED, LIGHT COLOR | 17 FIBER CEMENT PANEL: COOL COLOR | 21 FIBER CEMENT SIDING: LIGHT COLOR | 25 PLASTER: WARM COLOR |
| 02 METAL: WARM COLOR | 06 METAL: COOL COLOR | 10 TERRACOTTA: DARK COLOR | 14 TERRACOTTA: COOL COLOR | 18 WOOD LOOK MATERIAL: NATURAL COLOR | 22 GLASS: CLEAR GLASS COLOR | 26 PLASTER: LIGHT COLOR |
| 03 METAL: PATINA COLOR | 07 BRICK: DARK COLOR | 11 TERRACOTTA: WARM COLOR | 15 CONCRETE: COOL COLOR | 19 WOOD LOOK MATERIAL: LIGHT COLOR | 23 FRITTED GLASS: COLOR VARIES | 27 VINYL: LIGHT COLOR |
| 04 METAL: LIGHT COLOR | 08 BRICK: WARM COLOR | 12 TERRACOTTA: LIGHT COLOR | 16 PRECAST CONCRETE: COLOR VARIES | 20 PHENOLIC MATERIAL: DARK COLOR | 24 PLASTER: COOL COLOR | 28 VINYL: DARK COLOR |



04 S2 WEST SAILER DR ELEVATION
3/64" = 1'-0"

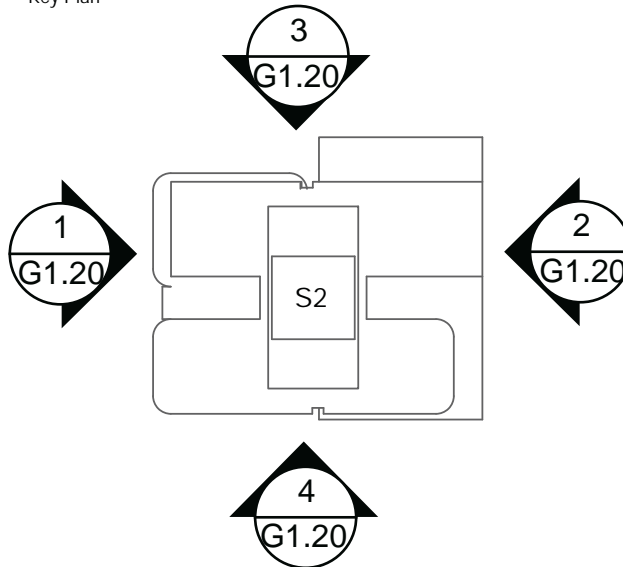


02 S2 SOUTHEAST ELEVATION
3/64" = 1'-0"

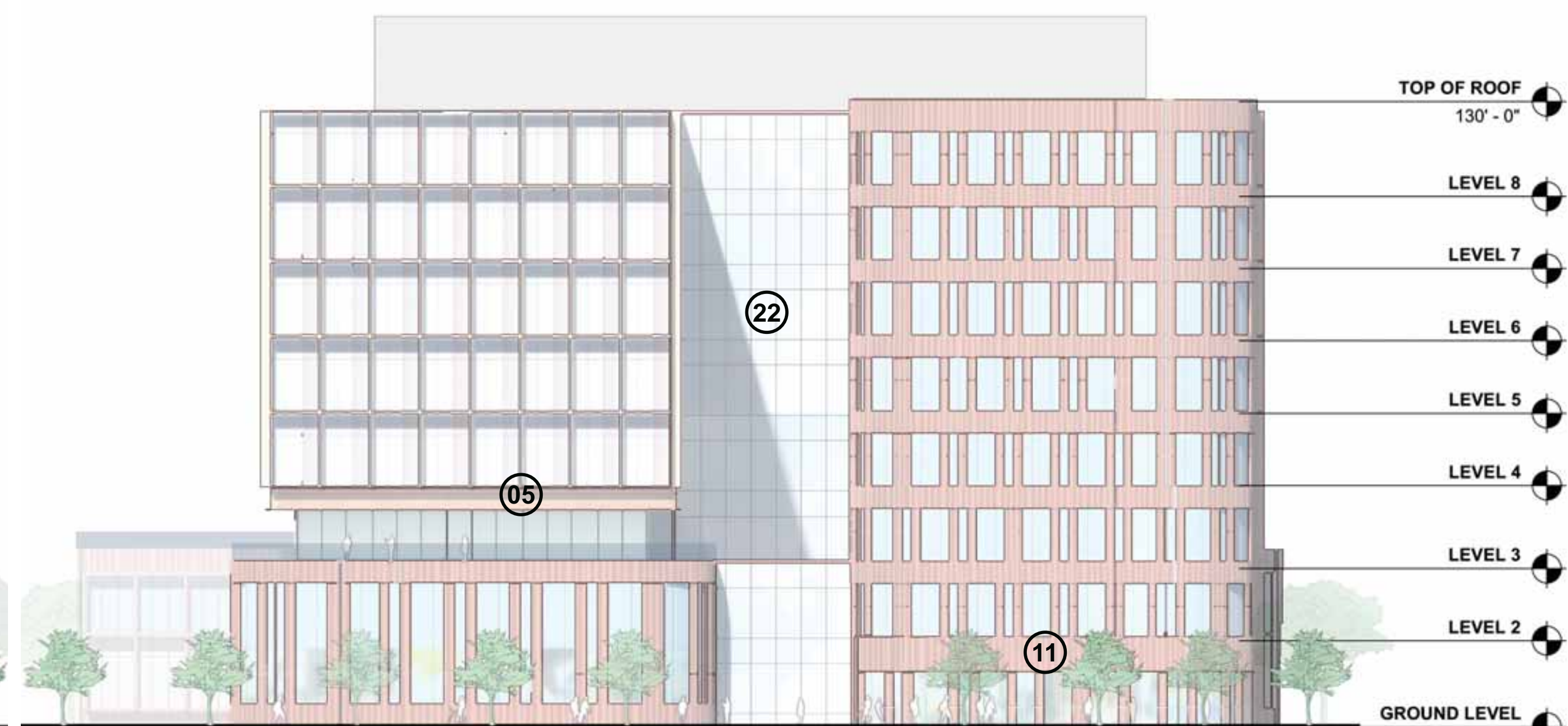
- TOP OF ROOF 130' - 0"
- LEVEL 8
- LEVEL 7
- LEVEL 6
- LEVEL 5
- LEVEL 4
- LEVEL 3
- LEVEL 2
- GROUND LEVEL 0' - 0"

All reproduction & intellectual property rights reserved © 2021

Key Plan

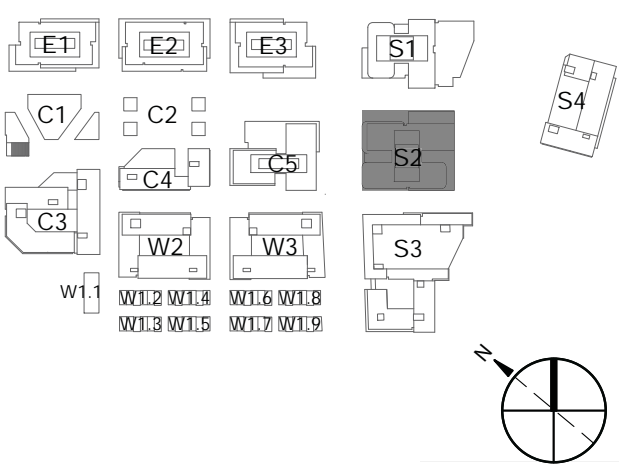


03 S2 EAST SAILER DR ELEVATION
3/64" = 1'-0"



01 S2 HILLSDALE BLVD ELEVATION
3/64" = 1'-0"

- TOP OF ROOF 130' - 0"
- LEVEL 8
- LEVEL 7
- LEVEL 6
- LEVEL 5
- LEVEL 4
- LEVEL 3
- LEVEL 2
- GROUND LEVEL 0' - 0"



Professional Seals

NOT FOR CONSTRUCTION

| No. | Description | Date |
|-----|------------------|------------|
| 1 | SB-330 SUBMITTAL | 01/24/2025 |

Project No: 23.04025.04
Sheet Title:


EXTERIOR ELEVATIONS - S2

Original is Size 24. Do not scale contents of this drawing.
Sheet Number

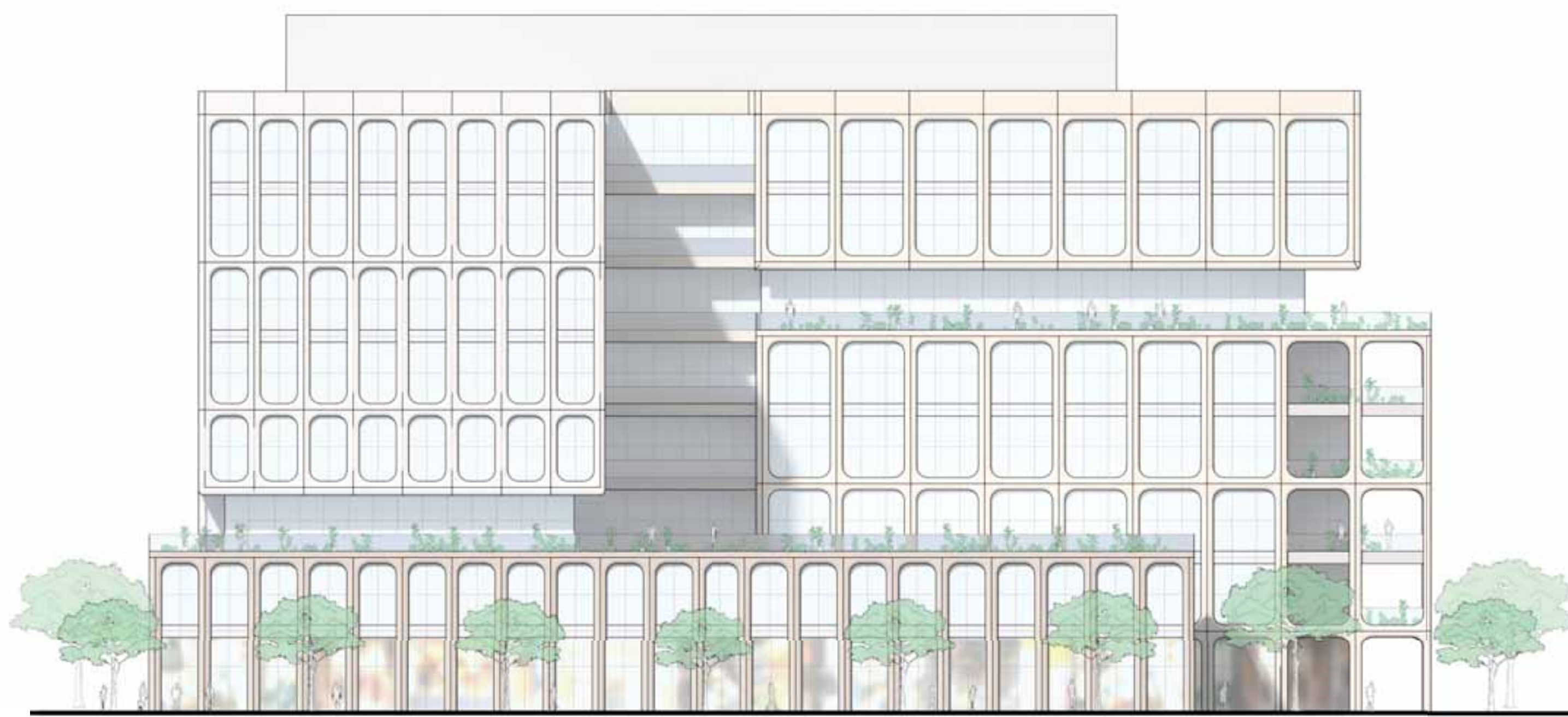
- 01 METAL: DARK COLOR
- 02 METAL: WARM COLOR
- 03 METAL: PATINA COLOR
- 04 METAL: LIGHT COLOR
- 05 METAL: LIGHT COLOR
- 06 METAL: COOL COLOR
- 07 BRICK: DARK COLOR
- 08 BRICK: WARM COLOR
- 09 BRICK: LIGHT COLOR
- 10 TERRACOTTA: DARK COLOR
- 11 TERRACOTTA: WARM COLOR
- 12 TERRACOTTA: LIGHT COLOR
- 13 TERRACOTTA: TEXTURED, LIGHT COLOR
- 14 TERRACOTTA: COOL COLOR
- 15 CONCRETE: COOL COLOR
- 16 PRECAST CONCRETE: COLOR VARIES
- 17 FIBER CEMENT PANEL: COOL COLOR
- 18 WOOD LOOK MATERIAL: NATURAL COLOR
- 19 WOOD LOOK MATERIAL: LIGHT COLOR
- 20 PHENOLIC MATERIAL: DARK COLOR
- 21 FIBER CEMENT SIDING: LIGHT COLOR
- 22 GLASS: CLEAR GLASS COLOR
- 23 FRITTED GLASS: COLOR VARIES
- 24 PLASTER: COOL COLOR
- 25 PLASTER: WARM COLOR
- 26 PLASTER: LIGHT COLOR
- 27 VINYL: LIGHT COLOR
- 28 VINYL: DARK COLOR



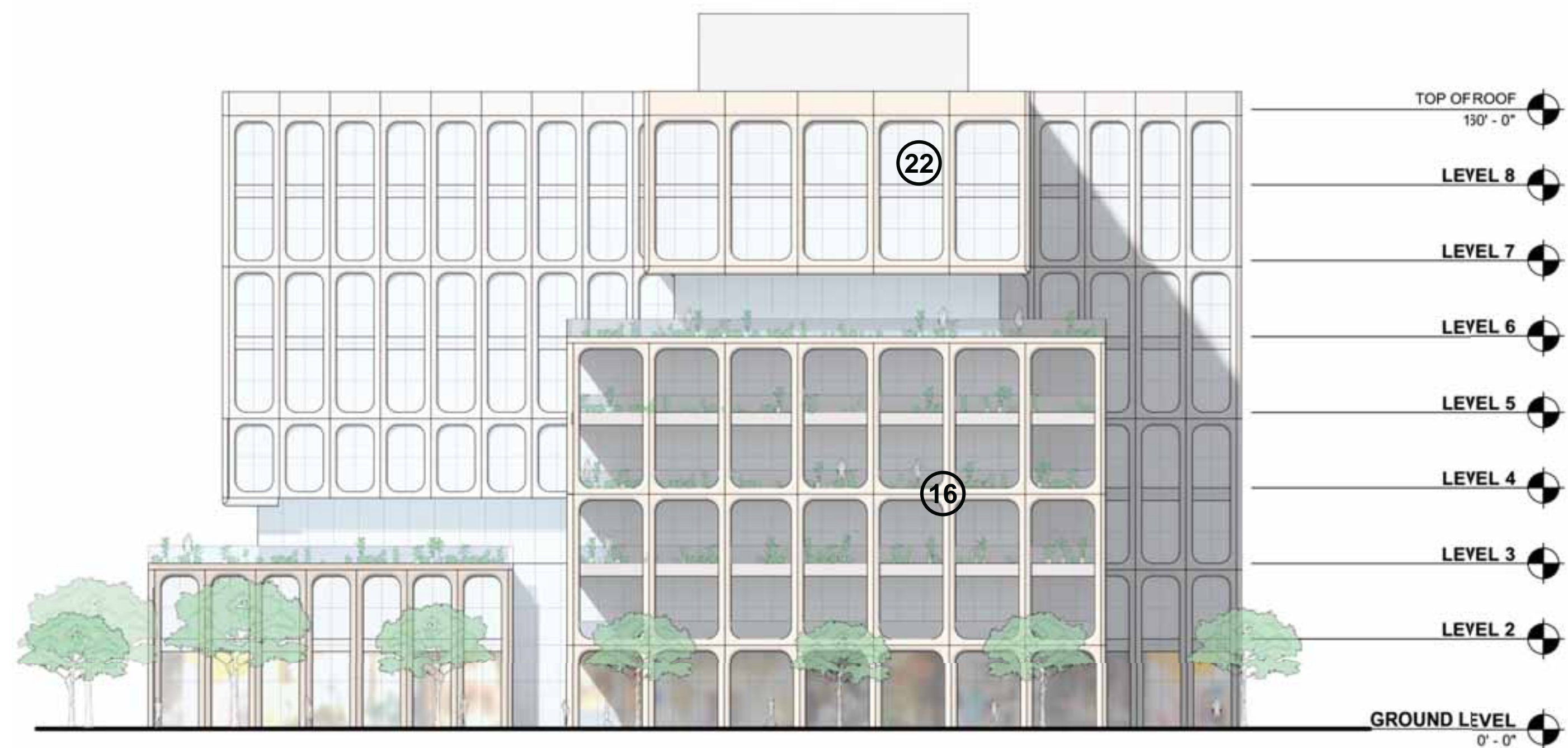
04 C5 WEST SAILER DR ELEVATION
3/64" = 1'-0"



02 C5 HILLSDALE BLVD ELEVATION
3/64" = 1'-0"

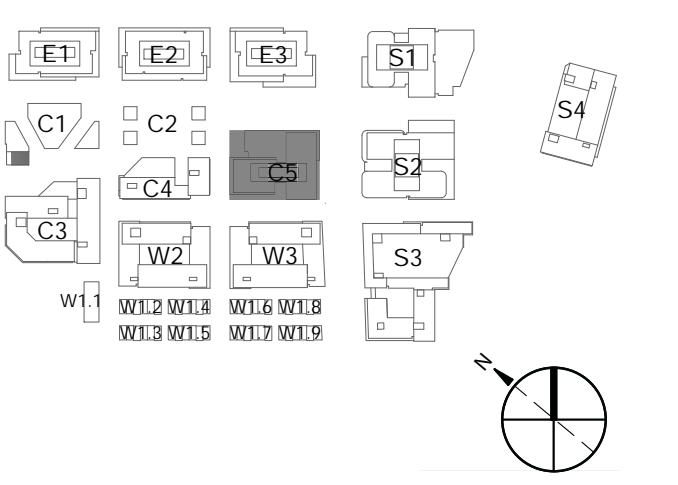
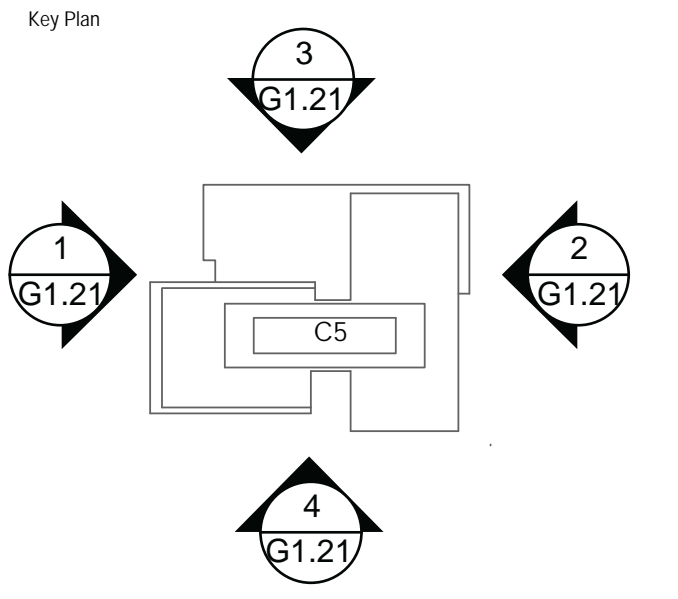


03 C5 EAST SAILER DR ELEVATION
3/64" = 1'-0"



01 C5 NEIGHBORHOOD PASSAGE ELEVATION
3/64" = 1'-0"

All reproduction & Intellectual property rights reserved © 2021



Professional Seals

NOT FOR CONSTRUCTION

| No. | Description | Date |
|-----|------------------|------------|
| 1 | SB-330 SUBMITTAL | 01/24/2025 |

Project No: 23.04025.04
Sheet Title: EXTERIOR ELEVATIONS - C5

Original is Size 24. Do not scale contents of this drawing.
Sheet Number

- 01 METAL: DARK COLOR
- 02 METAL: WARM COLOR
- 03 METAL: PATINA COLOR
- 04 METAL: LIGHT COLOR
- 05 METAL: LIGHT COLOR
- 06 METAL: COOL COLOR
- 07 BRICK: DARK COLOR
- 08 BRICK: WARM COLOR
- 09 BRICK: LIGHT COLOR
- 10 TERRACOTTA: DARK COLOR
- 11 TERRACOTTA: WARM COLOR
- 12 TERRACOTTA: LIGHT COLOR
- 13 TERRACOTTA: TEXTURED, LIGHT COLOR
- 14 TERRACOTTA: COOL COLOR
- 15 CONCRETE: COOL COLOR
- 16 PRECAST CONCRETE: COLOR VARIES
- 17 FIBER CEMENT PANEL: COOL COLOR
- 18 WOOD LOOK MATERIAL: NATURAL COLOR
- 19 WOOD LOOK MATERIAL: LIGHT COLOR
- 20 PHENOLIC MATERIAL: DARK COLOR
- 21 FIBER CEMENT SIDING: LIGHT COLOR
- 22 GLASS: CLEAR GLASS COLOR
- 23 FRITTED GLASS: COLOR VARIES
- 24 PLASTER: COOL COLOR
- 25 PLASTER: WARM COLOR
- 26 PLASTER: LIGHT COLOR
- 27 VINYL: LIGHT COLOR
- 28 VINYL: DARK COLOR



12 C2 SOUTHWEST ELEVATION
3/64" = 1'-0"



11 C2 EAST SAILER DR ELEVATION
3/64" = 1'-0"



06 C2 NEIGHBORHOOD PASSAGE ELEVATION
3/64" = 1'-0"



05 C2 32ND AVE ELEVATION
3/64" = 1'-0"



10 C1 SOUTHWEST ELEVATION
3/64" = 1'-0"



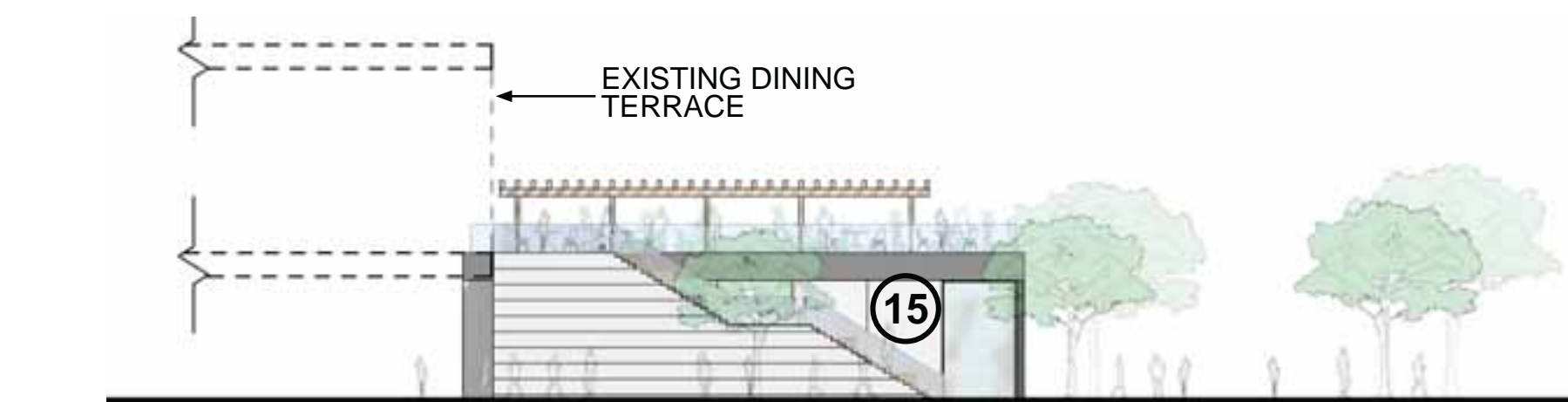
09 C1 EAST SAILER DR ELEVATION
3/64" = 1'-0"



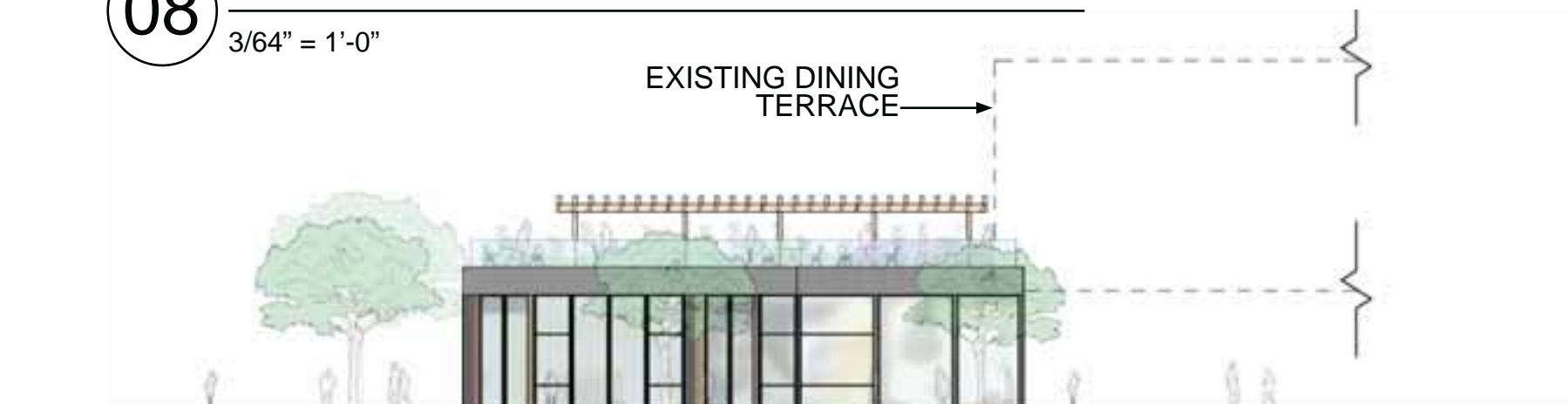
04 C1 32ND AVE ELEVATION
3/64" = 1'-0"



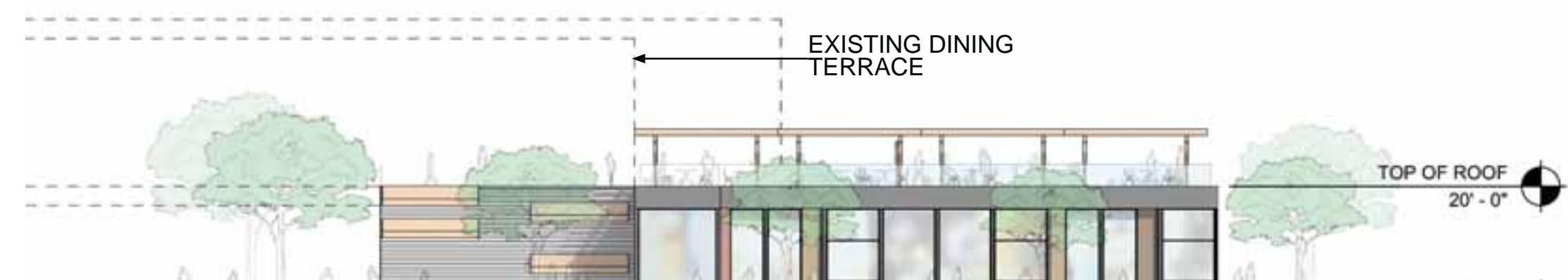
03 C1 31ST AVE ELEVATION
3/64" = 1'-0"



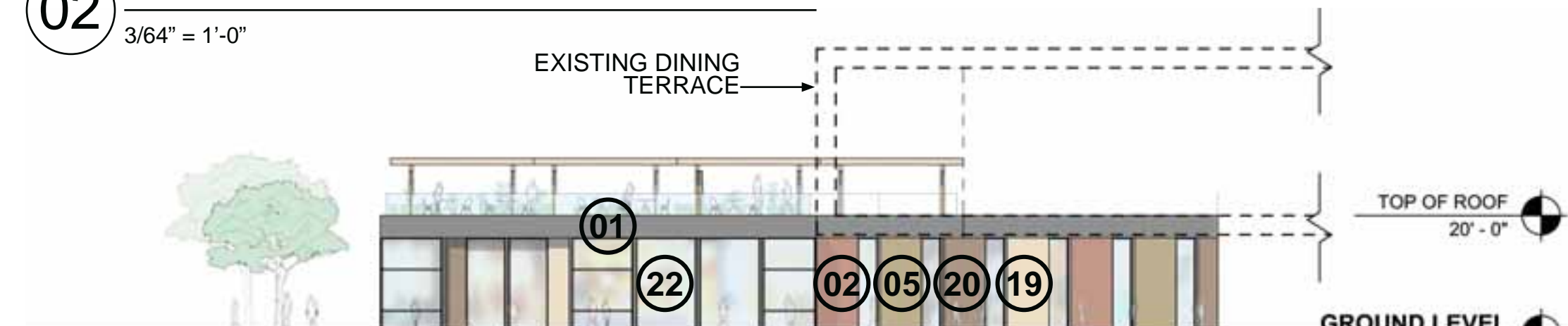
08 C1 CONNECTOR SOUTHWEST ELEVATION
3/64" = 1'-0"



07 C1 CONNECTOR EAST SAILER DR ELEVATION
3/64" = 1'-0"



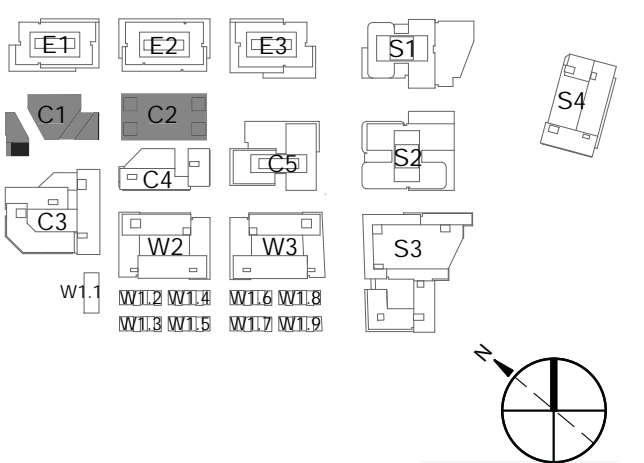
02 C1 CONNECTOR 32ND AVE ELEVATION
3/64" = 1'-0"



01 C1 CONNECTOR 31ST AVE ELEVATION
3/64" = 1'-0"

All reproduction & intellectual property rights reserved © 2021

Key Plan



Professional Seals

NOT FOR CONSTRUCTION

| No. | Description | Date |
|-----|------------------|------------|
| 1 | SB-330 SUBMITTAL | 01/24/2025 |

Project No: 23.04025.04
Sheet Title:

EXTERIOR ELEVATIONS - C1, C2

Original is Size 24. Do not scale contents of this drawing.
Sheet Number

- | | | | | | | |
|-------------------------------|------------------------------|-----------------------------------|---|---|--|--------------------------------|
| 01 METAL: DARK COLOR | 05 METAL: LIGHT COLOR | 09 BRICK: LIGHT COLOR | 13 TERRACOTTA: TEXTURED, LIGHT COLOR | 17 FIBER CEMENT PANEL: COOL COLOR | 21 FIBER CEMENT SIDING: LIGHT COLOR | 25 PLASTER: WARM COLOR |
| 02 METAL: WARM COLOR | 06 METAL: COOL COLOR | 10 TERRACOTTA: DARK COLOR | 14 TERRACOTTA: COOL COLOR | 18 WOOD LOOK MATERIAL: NATURAL COLOR | 22 GLASS: CLEAR GLASS COLOR | 26 PLASTER: LIGHT COLOR |
| 03 METAL: PATINA COLOR | 07 BRICK: DARK COLOR | 11 TERRACOTTA: WARM COLOR | 15 CONCRETE: COOL COLOR | 19 WOOD LOOK MATERIAL: LIGHT COLOR | 23 FRITTED GLASS: COLOR VARIES | 27 VINYL: LIGHT COLOR |
| 04 METAL: LIGHT COLOR | 08 BRICK: WARM COLOR | 12 TERRACOTTA: LIGHT COLOR | 16 PRECAST CONCRETE: COLOR VARIES | 20 PHENOLIC MATERIAL: DARK COLOR | 24 PLASTER: COOL COLOR | 28 VINYL: DARK COLOR |



04 C3 SOUTHWEST ELEVATION
3/64" = 1'-0"



02 C3 32ND AVE ELEVATION
3/64" = 1'-0"



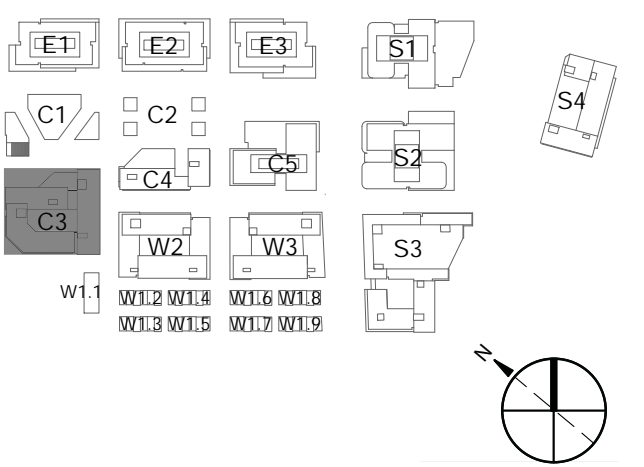
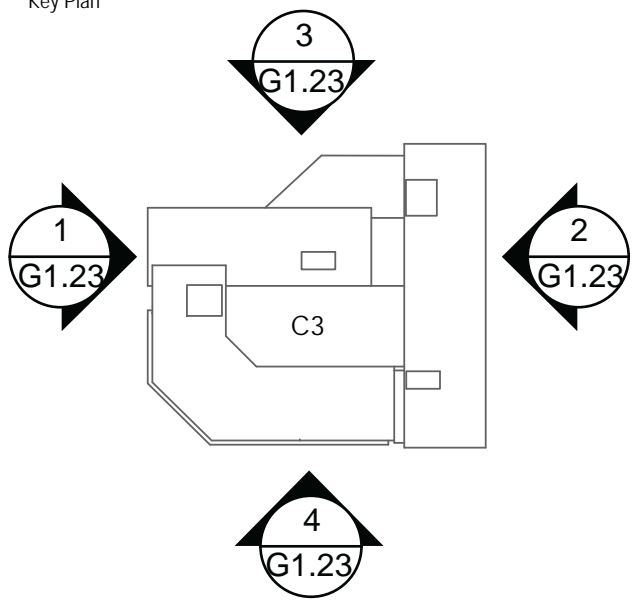
03 C3 HILLSDALE CENTER ELEVATION
3/64" = 1'-0"



01 C3 31ST AVE ELEVATION
3/64" = 1'-0"

All reproduction & intellectual property rights reserved © 2023

Key Plan



Professional Seals

**NOT FOR
CONSTRUCTION**

| No. | Description | Date |
|-----|------------------|------------|
| 1 | SB-330 SUBMITTAL | 01/24/2025 |

Project No: 23.04025.04

Sheet Title:

EXTERIOR ELEVATIONS - C3

Original is Size 24. Do not scale contents of this drawing.
Sheet Number

G1.23

- 01** METAL: DARK COLOR
- 02** METAL: WARM COLOR
- 03** METAL: PATINA COLOR
- 04** METAL: LIGHT COLOR

- 05** METAL: LIGHT COLOR
- 06** METAL: COOL COLOR
- 07** BRICK: DARK COLOR
- 08** BRICK: WARM COLOR

- 09** BRICK: LIGHT COLOR
- 10** TERRACOTTA: DARK COLOR
- 11** TERRACOTTA: WARM COLOR
- 12** TERRACOTTA: LIGHT COLOR

- 13** TERRACOTTA: TEXTURED, LIGHT COLOR
- 14** TERRACOTTA: COOL COLOR
- 15** CONCRETE: COOL COLOR
- 16** PRECAST CONCRETE: COLOR VARIES

- 17** FIBER CEMENT PANEL: COOL COLOR
- 18** WOOD LOOK MATERIAL: NATURAL COLOR
- 19** WOOD LOOK MATERIAL: LIGHT COLOR
- 20** PHENOLIC MATERIAL: DARK COLOR

- 21** FIBER CEMENT SIDING: LIGHT COLOR
- 22** GLASS: CLEAR GLASS COLOR
- 23** FRITTED GLASS: COLOR VARIES
- 24** PLASTER: COOL COLOR

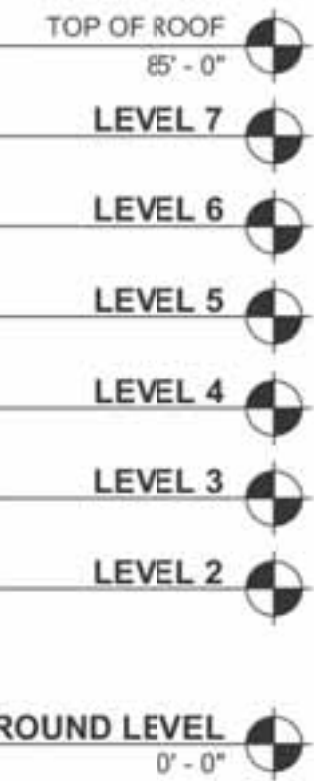
- 25** PLASTER: WARM COLOR
- 26** PLASTER: LIGHT COLOR
- 27** VINYL: LIGHT COLOR
- 28** VINYL: DARK COLOR



04 C4 WEST SAILER ELEVATION
3/64" = 1'-0"

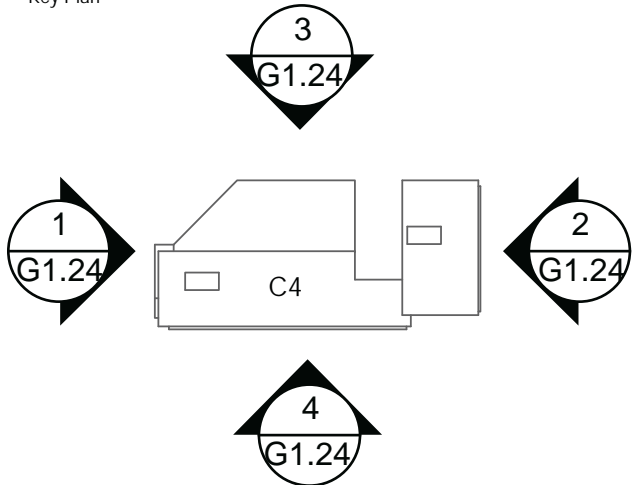


02 C4 NEIGHBORHOOD PASSAGE ELEVATION
3/64" = 1'-0"

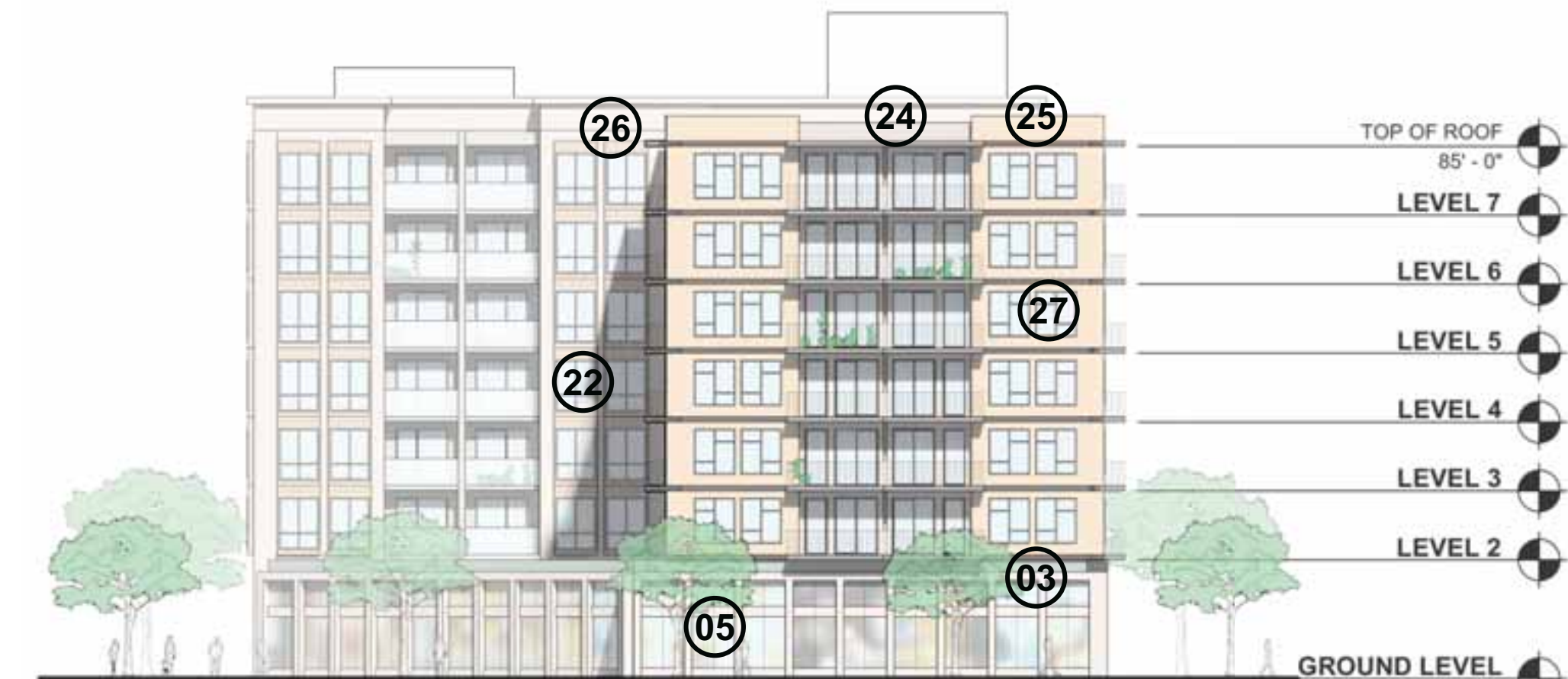


All reproduction & intellectual property rights reserved © 2023

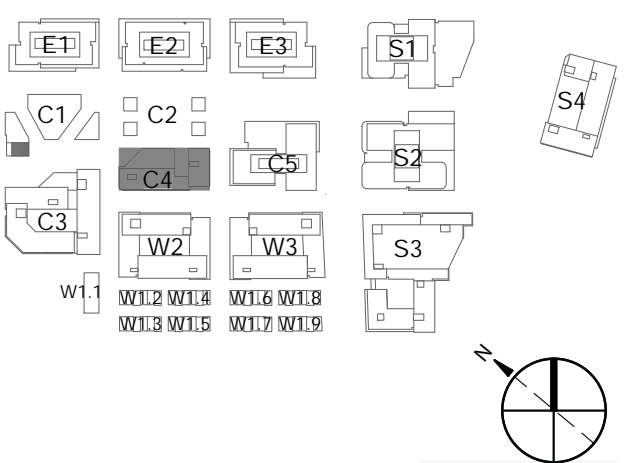
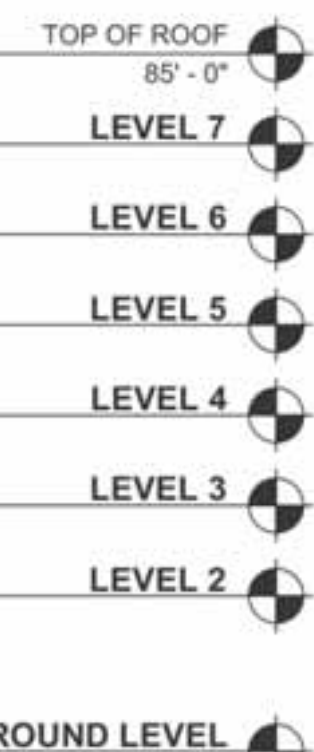
Key Plan



03 C4 HILLSDALE SQUARE ELEVATION
3/64" = 1'-0"



01 C4 32ND AVE ELEVATION
3/64" = 1'-0"



Professional Seals

NOT FOR CONSTRUCTION

| No. | Description | Date |
|-----|------------------|------------|
| 1 | SB-330 SUBMITTAL | 01/24/2025 |

Project No: 23.04025.04

Sheet Title:

EXTERIOR ELEVATIONS - C4

Original is Size24. Do not scale contents of this drawing.
Sheet Number

G1.24

- 01 METAL: DARK COLOR
- 02 METAL: WARM COLOR
- 03 METAL: PATINA COLOR
- 04 METAL: LIGHT COLOR
- 05 METAL: LIGHT COLOR
- 06 METAL: COOL COLOR
- 07 BRICK: DARK COLOR
- 08 BRICK: WARM COLOR
- 09 BRICK: LIGHT COLOR
- 10 TERRACOTTA: DARK COLOR
- 11 TERRACOTTA: WARM COLOR
- 12 TERRACOTTA: LIGHT COLOR
- 13 TERRACOTTA: TEXTURED, LIGHT COLOR
- 14 TERRACOTTA: COOL COLOR
- 15 CONCRETE: COOL COLOR
- 16 PRECAST CONCRETE: COLOR VARIES
- 17 FIBER CEMENT PANEL: COOL COLOR
- 18 WOOD LOOK MATERIAL: NATURAL COLOR
- 19 WOOD LOOK MATERIAL: LIGHT COLOR
- 20 PHENOLIC MATERIAL: DARK COLOR
- 21 FIBER CEMENT SIDING: LIGHT COLOR
- 22 GLASS: CLEAR GLASS COLOR
- 23 FRITTED GLASS: COLOR VARIES
- 24 PLASTER: COOL COLOR
- 25 PLASTER: WARM COLOR
- 26 PLASTER: LIGHT COLOR
- 27 VINYL: LIGHT COLOR
- 28 VINYL: DARK COLOR



04 W2 SOUTHWEST ELEVATION
3/64" = 1'-0"



02 W2 NEIGHBORHOOD PASSAGE ELEVATION
3/64" = 1'-0"

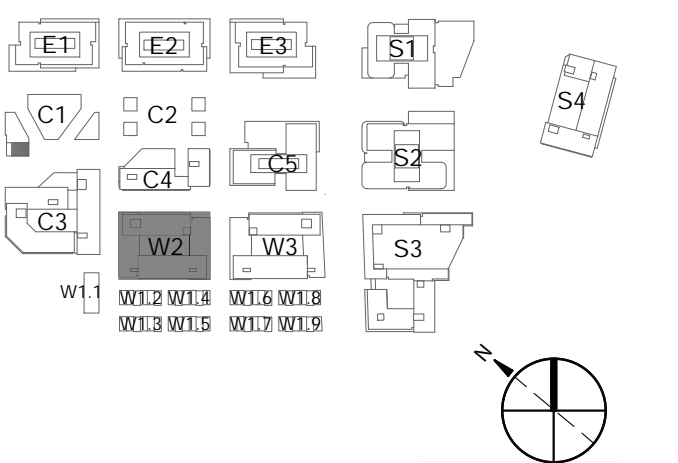
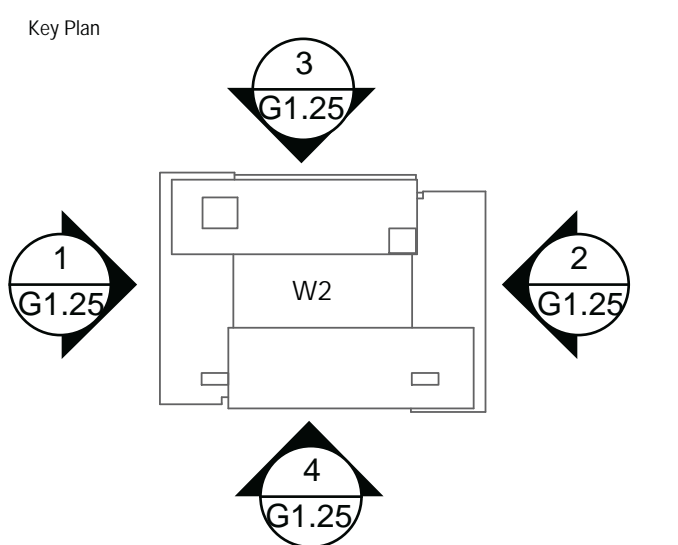


03 W2 WEST SAILER DR ELEVATION
3/64" = 1'-0"



01 W2 32ND AVE ELEVATION
3/64" = 1'-0"

All reproduction & intellectual property rights reserved © 2021



Professional Seals

NOT FOR CONSTRUCTION

| No. | Description | Date |
|-----|------------------|------------|
| 1 | SB-330 SUBMITTAL | 01/24/2025 |

Project No: 23.04025.04

Sheet Title:

EXTERIOR ELEVATIONS - W2

Original is Size 24. Do not scale contents of this drawing.
Sheet Number

G1.25

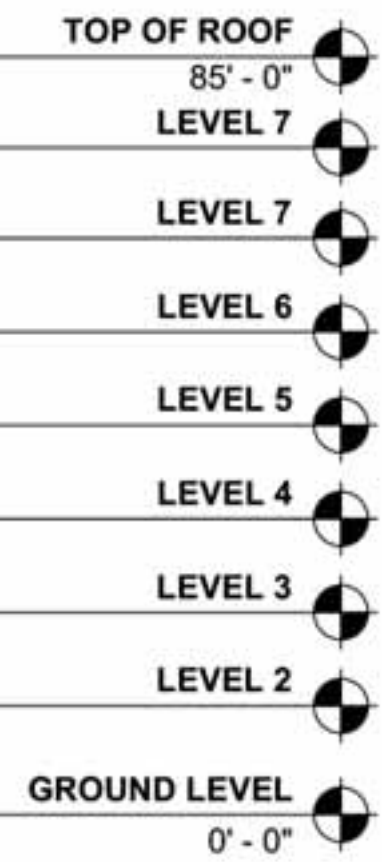
- | | | | | | | |
|-------------------------------|------------------------------|-----------------------------------|---|---|--|--------------------------------|
| 01 METAL: DARK COLOR | 05 METAL: LIGHT COLOR | 09 BRICK: LIGHT COLOR | 13 TERRACOTTA: TEXTURED, LIGHT COLOR | 17 FIBER CEMENT PANEL: COOL COLOR | 21 FIBER CEMENT SIDING: LIGHT COLOR | 25 PLASTER: WARM COLOR |
| 02 METAL: WARM COLOR | 06 METAL: COOL COLOR | 10 TERRACOTTA: DARK COLOR | 14 TERRACOTTA: COOL COLOR | 18 WOOD LOOK MATERIAL: NATURAL COLOR | 22 GLASS: CLEAR GLASS COLOR | 26 PLASTER: LIGHT COLOR |
| 03 METAL: PATINA COLOR | 07 BRICK: DARK COLOR | 11 TERRACOTTA: WARM COLOR | 15 CONCRETE: COOL COLOR | 19 WOOD LOOK MATERIAL: LIGHT COLOR | 23 FRITTED GLASS: COLOR VARIES | 27 VINYL: LIGHT COLOR |
| 04 METAL: LIGHT COLOR | 08 BRICK: WARM COLOR | 12 TERRACOTTA: LIGHT COLOR | 16 PRECAST CONCRETE: COLOR VARIES | 20 PHENOLIC MATERIAL: DARK COLOR | 24 PLASTER: COOL COLOR | 28 VINYL: DARK COLOR |



04 W3 SOUTHWEST ELEVATION
3/64" = 1'-0"



02 W3 HILLSDALE BLVD ELEVATION
3/64" = 1'-0"

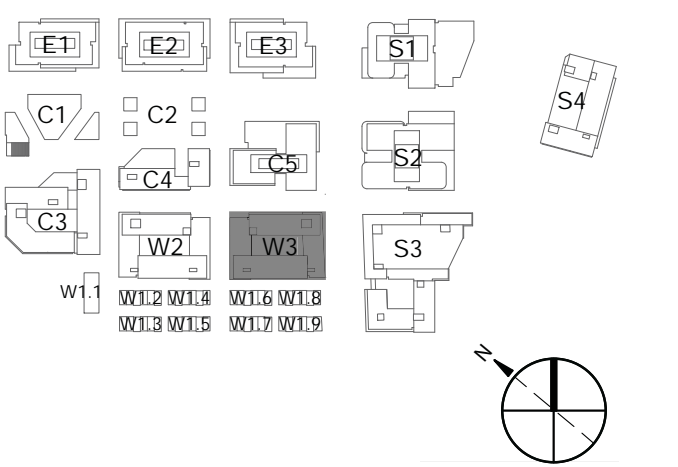
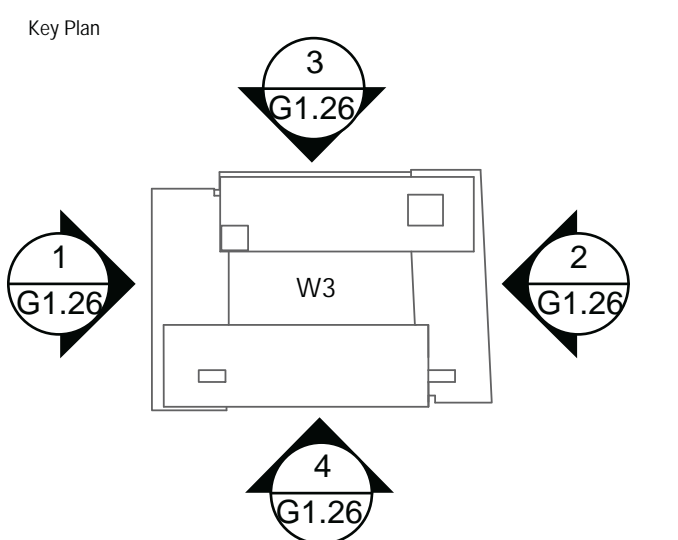


03 W3 WEST SAILER DR ELEVATION
3/64" = 1'-0"



01 W3 NEIGHBORHOOD PASSAGE ELEVATION
3/64" = 1'-0"

All reproduction & intellectual property rights reserved © 2021



Professional Seals

NOT FOR CONSTRUCTION

| No. | Description | Date |
|-----|------------------|------------|
| 1 | SB-330 SUBMITTAL | 01/24/2025 |

Project No: 23.04025.04
Sheet Title:

EXTERIOR ELEVATIONS - W3

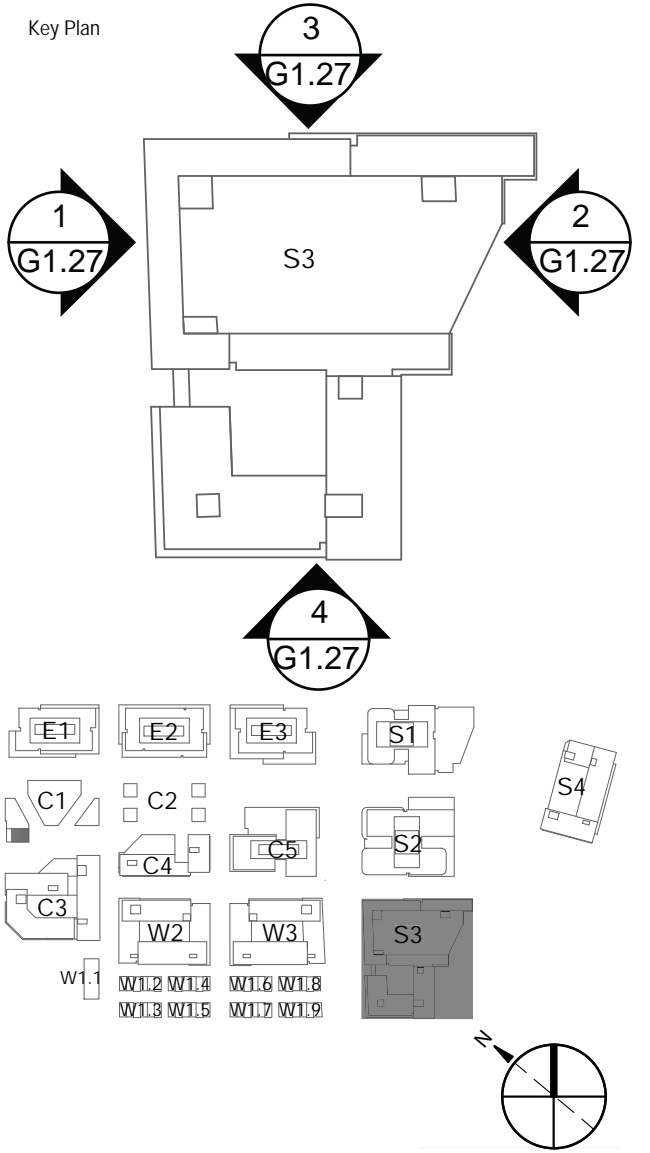
Original is Size 24. Do not scale contents of this drawing.
Sheet Number

G1.26

- 01 METAL: DARK COLOR
- 05 METAL: LIGHT COLOR
- 09 BRICK: LIGHT COLOR
- 13 TERRACOTTA: TEXTURED, LIGHT COLOR
- 17 FIBER CEMENT PANEL: COOL COLOR
- 21 FIBER CEMENT SIDING: LIGHT COLOR
- 25 PLASTER: WARM COLOR
- 02 METAL: WARM COLOR
- 06 METAL: COOL COLOR
- 10 TERRACOTTA: DARK COLOR
- 14 TERRACOTTA: COOL COLOR
- 18 WOOD LOOK MATERIAL: NATURAL COLOR
- 22 GLASS: CLEAR GLASS COLOR
- 26 PLASTER: LIGHT COLOR
- 03 METAL: PATINA COLOR
- 07 BRICK: DARK COLOR
- 11 TERRACOTTA: WARM COLOR
- 15 CONCRETE: COOL COLOR
- 19 WOOD LOOK MATERIAL: LIGHT COLOR
- 23 FRITTED GLASS: COLOR VARIES
- 27 VINYL: LIGHT COLOR
- 04 METAL: LIGHT COLOR
- 08 BRICK: WARM COLOR
- 12 TERRACOTTA: LIGHT COLOR
- 16 PRECAST CONCRETE: COLOR VARIES
- 20 PHENOLIC MATERIAL: DARK COLOR
- 24 PLASTER: COOL COLOR
- 28 VINYL: DARK COLOR



All reproduction & intellectual property rights reserved © 2021



Professional Seals

NOT FOR CONSTRUCTION

| No. | Description | Date |
|-----|------------------|------------|
| 1 | SB-330 SUBMITTAL | 01/24/2025 |

Project No: 23.04025.04
Sheet Title:

EXTERIOR ELEVATIONS - S3

Original is Size 24. Do not scale contents of this drawing.
Sheet Number

G1.27

- | | | | | | | |
|-------------------------------|------------------------------|-----------------------------------|---|---|--|--------------------------------|
| 01 METAL: DARK COLOR | 05 METAL: LIGHT COLOR | 09 BRICK: LIGHT COLOR | 13 TERRACOTTA: TEXTURED, LIGHT COLOR | 17 FIBER CEMENT PANEL: COOL COLOR | 21 FIBER CEMENT SIDING: LIGHT COLOR | 25 PLASTER: WARM COLOR |
| 02 METAL: WARM COLOR | 06 METAL: COOL COLOR | 10 TERRACOTTA: DARK COLOR | 14 TERRACOTTA: COOL COLOR | 18 WOOD LOOK MATERIAL: NATURAL COLOR | 22 GLASS: CLEAR GLASS COLOR | 26 PLASTER: LIGHT COLOR |
| 03 METAL: PATINA COLOR | 07 BRICK: DARK COLOR | 11 TERRACOTTA: WARM COLOR | 15 CONCRETE: COOL COLOR | 19 WOOD LOOK MATERIAL: LIGHT COLOR | 23 FRITTED GLASS: COLOR VARIES | 27 VINYL: LIGHT COLOR |
| 04 METAL: LIGHT COLOR | 08 BRICK: WARM COLOR | 12 TERRACOTTA: LIGHT COLOR | 16 PRECAST CONCRETE: COLOR VARIES | 20 PHENOLIC MATERIAL: DARK COLOR | 24 PLASTER: COOL COLOR | 28 VINYL: DARK COLOR |



04 S4 ALLEY (COLEGROVE CONTINUATION) ELEVATION
3/64" = 1'-0"





02 S4 36TH AVE ELEVATION
3/64" = 1'-0"



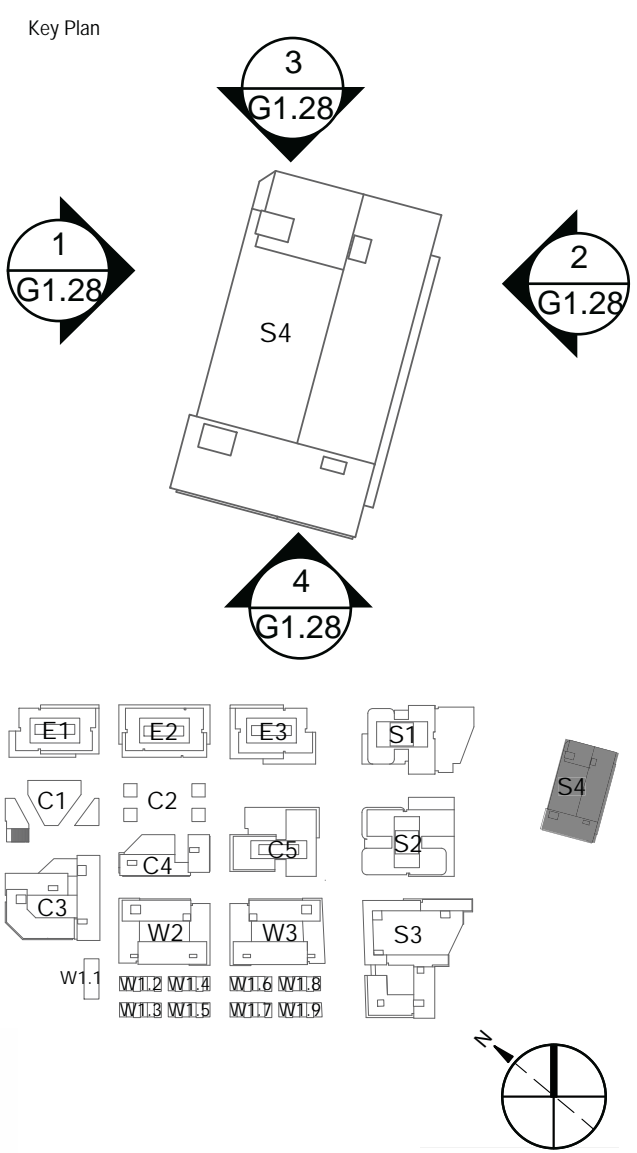
03 S4 ALLEY (EL CAMINO REAL SIDE) ELEVATION
3/64" = 1'-0"



01 S4 ALLEY (ADJACENT PETSMART) ELEVATION
3/64" = 1'-0"



All reproduction & intellectual property rights reserved © 2023



NOT FOR CONSTRUCTION

| No. | Description | Date |
|-----|------------------|------------|
| 1 | SB-330 SUBMITTAL | 01/24/2025 |

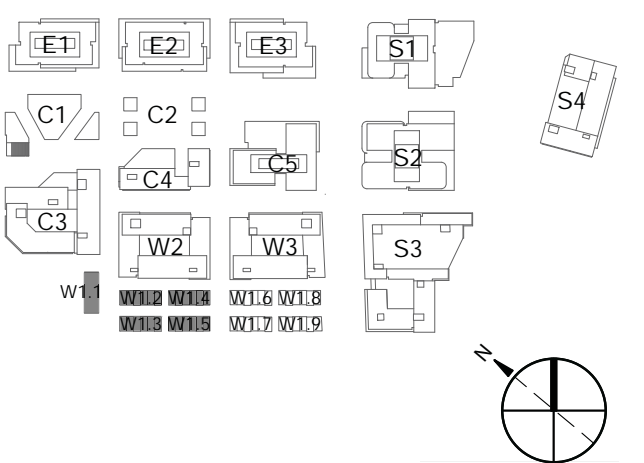
Project No: 23.04025.04
Sheet Title:

EXTERIOR ELEVATIONS - S4

Original is Size 24. Do not scale contents of this drawing.
Sheet Number

G1.28

- | | | | | | | |
|-------------------------------|------------------------------|-----------------------------------|---|---|--|--------------------------------|
| 01 METAL: DARK COLOR | 05 METAL: LIGHT COLOR | 09 BRICK: LIGHT COLOR | 13 TERRACOTTA: TEXTURED, LIGHT COLOR | 17 FIBER CEMENT PANEL: COOL COLOR | 21 FIBER CEMENT SIDING: LIGHT COLOR | 25 PLASTER: WARM COLOR |
| 02 METAL: WARM COLOR | 06 METAL: COOL COLOR | 10 TERRACOTTA: DARK COLOR | 14 TERRACOTTA: COOL COLOR | 18 WOOD LOOK MATERIAL: NATURAL COLOR | 22 GLASS: CLEAR GLASS COLOR | 26 PLASTER: LIGHT COLOR |
| 03 METAL: PATINA COLOR | 07 BRICK: DARK COLOR | 11 TERRACOTTA: WARM COLOR | 15 CONCRETE: COOL COLOR | 19 WOOD LOOK MATERIAL: LIGHT COLOR | 23 FRITTED GLASS: COLOR VARIES | 27 VINYL: LIGHT COLOR |
| 04 METAL: LIGHT COLOR | 08 BRICK: WARM COLOR | 12 TERRACOTTA: LIGHT COLOR | 16 PRECAST CONCRETE: COLOR VARIES | 20 PHENOLIC MATERIAL: DARK COLOR | 24 PLASTER: COOL COLOR | 28 VINYL: DARK COLOR |



NOT FOR CONSTRUCTION

| No. | Description | Date |
|-----|------------------|------------|
| 1 | SB-330 SUBMITTAL | 01/24/2025 |

Project No: 23.04025.04
Sheet Title:

EXTERIOR ELEVATIONS - W1.1, W1.2, W1.3, W1.4, W1.5



05 W1.3 & W1.5 EDISON GREENWAY / EDISON ST ELEVATION
3/64" = 1'-0"



04 W1.3 & W1.5 EDISON LN ELEVATION
3/64" = 1'-0"



03 W1.2 & W1.4 EDISON LN ELEVATION
3/64" = 1'-0"



02 W1.2 & W1.4 EDISON GREENWAY / EDISON ST ELEVATION
3/64" = 1'-0"



08 W1.1 SOUTH EDISON LANE ELEVATION
3/64" = 1'-0"



07 W1.1 NORTH EDISON GREENWAY / EDISON ST ELEVATION
3/64" = 1'-0"



06 W1.1 THRU W1.9 TYPICAL END ELEVATION 2
3/64" = 1'-0"



01 W1.1 THRU W1.9 TYPICAL END ELEVATION 1
3/64" = 1'-0"

- | | | | | | | |
|-------------------------------|------------------------------|-----------------------------------|---|---|--|--------------------------------|
| 01 METAL: DARK COLOR | 05 METAL: LIGHT COLOR | 09 BRICK: LIGHT COLOR | 13 TERRACOTTA: TEXTURED, LIGHT COLOR | 17 FIBER CEMENT PANEL: COOL COLOR | 21 FIBER CEMENT SIDING: LIGHT COLOR | 25 PLASTER: WARM COLOR |
| 02 METAL: WARM COLOR | 06 METAL: COOL COLOR | 10 TERRACOTTA: DARK COLOR | 14 TERRACOTTA: COOL COLOR | 18 WOOD LOOK MATERIAL: NATURAL COLOR | 22 GLASS: CLEAR GLASS COLOR | 26 PLASTER: LIGHT COLOR |
| 03 METAL: PATINA COLOR | 07 BRICK: DARK COLOR | 11 TERRACOTTA: WARM COLOR | 15 CONCRETE: COOL COLOR | 19 WOOD LOOK MATERIAL: LIGHT COLOR | 23 FRITTED GLASS: COLOR VARIES | 27 VINYL: LIGHT COLOR |
| 04 METAL: LIGHT COLOR | 08 BRICK: WARM COLOR | 12 TERRACOTTA: LIGHT COLOR | 16 PRECAST CONCRETE: COLOR VARIES | 20 PHENOLIC MATERIAL: DARK COLOR | 24 PLASTER: COOL COLOR | 28 VINYL: DARK COLOR |



04 W1.7 & W1.9 EDISON ST ELEVATION
3/64" = 1'-0"



03 W1.7 & W1.9 EDISON LN ELEVATION
3/64" = 1'-0"



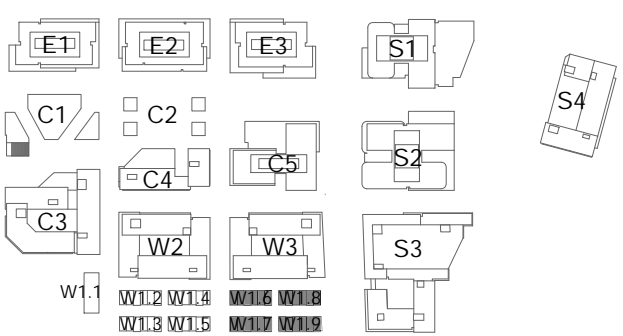
02 W1.6 & W1.8 EDISON LN ELEVATION
3/64" = 1'-0"



01 W1.6 & W1.8 EDISON GREENWAY / EDISON ST ELEVATION
3/64" = 1'-0"

All reproduction & intellectual property rights reserved © 2023

Key Plan



Professional Seals

NOT FOR CONSTRUCTION

| No. | Description | Date |
|-----|------------------|------------|
| 1 | SB-330 SUBMITTAL | 01/24/2025 |

Project No: 23.04025.04
Sheet Title:

EXTERIOR ELEVATIONS - W1.4, W1.5

Original is Size 24. Do not scale contents of this drawing.
Sheet Number

- 01 METAL: DARK COLOR
- 02 METAL: WARM COLOR
- 03 METAL: PATINA COLOR
- 04 METAL: LIGHT COLOR
- 05 METAL: LIGHT COLOR
- 06 METAL: COOL COLOR
- 07 BRICK: DARK COLOR
- 08 BRICK: WARM COLOR
- 09 BRICK: LIGHT COLOR
- 10 TERRACOTTA: DARK COLOR
- 11 TERRACOTTA: WARM COLOR
- 12 TERRACOTTA: LIGHT COLOR
- 13 TERRACOTTA: TEXTURED, LIGHT COLOR
- 14 TERRACOTTA: COOL COLOR
- 15 CONCRETE: COOL COLOR
- 16 PRECAST CONCRETE: COLOR VARIES
- 17 FIBER CEMENT PANEL: COOL COLOR
- 18 WOOD LOOK MATERIAL: NATURAL COLOR
- 19 WOOD LOOK MATERIAL: LIGHT COLOR
- 20 PHENOLIC MATERIAL: DARK COLOR
- 21 FIBER CEMENT SIDING: LIGHT COLOR
- 22 GLASS: CLEAR GLASS COLOR
- 23 FRITTED GLASS: COLOR VARIES
- 24 PLASTER: COOL COLOR
- 25 PLASTER: WARM COLOR
- 26 PLASTER: LIGHT COLOR
- 27 VINYL: LIGHT COLOR
- 28 VINYL: DARK COLOR